

 **BOEING**  
COMPONENT  
MAINTENANCE MANUAL

TO: ALL HOLDERS OF JT9D-7R4 CORE COWL ASSEMBLY (LOAD SHARING) COMPONENT  
MAINTENANCE MANUAL 71-11-42

REVISION NO. 8 DATED JUL 01/04

HIGHLIGHTS

Pages which have been added or revised are outlined below together with the highlights of the revision. Remove and insert the affected pages as listed and enter Revision No. and date on the Record of Revision Sheet.

CHAPTER/SECTION  
AND PAGE NO.

DESCRIPTION OF CHANGE

1002-1030,1032,  
1036-1038,1040,1044,  
1053-1082P,1082S-1082X

Updated Illustrated Parts List and illustrations.

**71-11-42**

HIGHLIGHTS

01.1

Page 1

Jul 01/04

**JT9D-7R4 CORE COWL ASSEMBLY  
(LOAD SHARING)**

**PART NUMBER 314T3250-115,-116,-183,-184  
-195,-196  
015T0438-81 THRU -84**

COMPONENT MAINTENANCE MANUAL  
WITH  
ILLUSTRATED PARTS LIST

**71-11-42**

TITLE PAGE

Page 1

Oct 01/90

01.1

REVISION RECORD

- Retain this record in front of manual. On receipt of revision, insert revised pages in the manual, and enter revision number, date inserted and initial.

| REVISION NUMBER | REVISION DATE | DATE FILED | BY | REVISION NUMBER | REVISION DATE | DATE FILED | BY |
|-----------------|---------------|------------|----|-----------------|---------------|------------|----|
|                 |               |            |    |                 |               |            |    |

TEMPORARY REVISION AND SERVICE BULLETIN RECORD

| BOEING<br>SERVICE<br>BULLETIN                                    | BOEING<br>TEMPORARY<br>REVISION | OTHER<br>DIRECTIVE  | DATE OF<br>INCORPORATION<br>INTO MANUAL  |
|--|---------------------------------|---|--|
| SB 71A0025 R1<br><br>SB 71-0037 R3<br><br>SB 54-0018<br>SB 54A27 |                                 | PRR B11380<br>PRR C12029<br>PRR C12203<br>PRR C12203-1<br>PRR B11636<br>PRR B11558<br>PRR B11539<br><br>PRR B11480-65 | OCT 01/90<br>JAN 10/86<br>JAN 10/86<br>JAN 10/86<br>OCT 01/87<br>JAN 01/92<br>OCT 01/87<br>APR 01/88<br>OCT 01/90<br>OCT 01/90 |

**71-11-42**

TR & SB RECORD

01.1

Page 1

Jan 01/92

| PAGE                       | DATE      | CODE   | PAGE           | DATE      | CODE   |
|----------------------------|-----------|--------|----------------|-----------|--------|
| 71-11-42                   |           |        |                |           |        |
| TITLE PAGE                 |           |        | REPAIR-GENERAL |           |        |
| 1                          | OCT 01/90 | 01.1   | 601            | JAN 01/92 | 01.101 |
| 2                          | BLANK     |        | 602            | JAN 01/92 | 01.101 |
| REVISION RECORD            |           |        | 603            | JAN 01/92 | 01.101 |
| 1                          | JAN 01/92 | 01.101 | 604            | BLANK     |        |
| 2                          | BLANK     |        | REPAIR 1-1     |           |        |
| TR & SB RECORD             |           |        | 601            | JAN 01/92 | 01.101 |
| 1                          | JAN 01/92 | 01.1   | 602            | BLANK     |        |
| 2                          | BLANK     |        | REPAIR 2-1     |           |        |
| LIST OF EFFECTIVE PAGES    |           |        | 601            | JAN 01/92 | 01.101 |
| *1                         | JUL 01/04 | 01     | 602            | BLANK     |        |
| THRU LAST PAGE             |           |        | REPAIR 3-1     |           |        |
| CONTENTS                   |           |        | 601            | JAN 01/92 | 01.101 |
| 1                          | JAN 01/92 | 01.101 | 602            | BLANK     |        |
| 2                          | BLANK     |        | REPAIR 4-1     |           |        |
| INTRODUCTION               |           |        | 601            | JAN 01/92 | 01.101 |
| 1                          | JAN 01/92 | 01.101 | 602            | JAN 01/92 | 01.101 |
| 2                          | BLANK     |        | REPAIR 5-1     |           |        |
| DESCRIPTION & OPERATION    |           |        | 601            | JAN 01/92 | 01.101 |
| 1                          | JAN 01/92 | 01.101 | 602            | BLANK     |        |
| 2                          | BLANK     |        | REPAIR 6-1     |           |        |
| TESTING & TROUBLE SHOOTING |           |        | 601            | JAN 01/92 | 01.101 |
| 101                        | JAN 01/92 | 01.101 | 602            | BLANK     |        |
| 102                        | BLANK     |        | REPAIR 7-1     |           |        |
| DISASSEMBLY                |           |        | 601            | JAN 01/92 | 01.101 |
| 301                        | JAN 01/92 | 01.101 | 602            | BLANK     |        |
| 302                        | BLANK     |        | REPAIR 8-1     |           |        |
| CHECK                      |           |        | 601            | JAN 01/92 | 01.101 |
| 501                        | JAN 01/92 | 01.101 | 602            | BLANK     |        |
| 502                        | BLANK     |        |                |           |        |

\* = REVISED, ADDED OR DELETED

**71-11-42**

EFFECTIVE PAGES  
CONTINUED Page 1  
01 Jul 01/04

| PAGE                   | DATE      | CODE   | PAGE                   | DATE      | CODE  |
|------------------------|-----------|--------|------------------------|-----------|-------|
| REPAIR 10-1            |           |        | ILLUSTRATED PARTS LIST |           | CONT. |
| 601                    | JAN 01/92 | 01.101 | *1005                  | JUL 01/04 | 01.1  |
| 602                    | BLANK     |        | *1006                  | JUL 01/04 | 01.1  |
| REPAIR 11-1            |           |        | *1007                  | JUL 01/04 | 01.1  |
| 601                    | JAN 01/92 | 01.101 | *1008                  | JUL 01/04 | 01.1  |
| 602                    | BLANK     |        | *1009                  | JUL 01/04 | 01.1  |
| REPAIR 12-1            |           |        | *1010                  | JUL 01/04 | 01.1  |
| 601                    | JAN 01/92 | 01.101 | *1011                  | JUL 01/04 | 01.1  |
| 602                    | JAN 01/92 | 01.101 | *1012                  | JUL 01/04 | 01.1  |
| 603                    | JAN 01/92 | 01.101 | *1013                  | JUL 01/04 | 01.1  |
| 604                    | BLANK     |        | *1014                  | JUL 01/04 | 01.1  |
| REPAIR 13-1            |           |        | *1015                  | JUL 01/04 | 01.1  |
| 601                    | JAN 01/92 | 01.101 | *1016                  | JUL 01/04 | 01.1  |
| 602                    | JAN 01/92 | 01.101 | *1017                  | JUL 01/04 | 01.1  |
| 603                    | JAN 01/92 | 01.101 | *1018                  | JUL 01/04 | 01.1  |
| 604                    | BLANK     |        | *1019                  | JUL 01/04 | 01.1  |
| ASSEMBLY               |           |        | *1020                  | JUL 01/04 | 01.1  |
| 701                    | JAN 01/92 | 01.101 | *1021                  | JUL 01/04 | 01.1  |
| 702                    | JAN 01/92 | 01.101 | *1022                  | JUL 01/04 | 01.1  |
| 703                    | JAN 01/92 | 01.101 | *1023                  | JUL 01/04 | 01.1  |
| 704                    | JUN 01/96 | 01.1   | *1024                  | JUL 01/04 | 01.1  |
| 705                    | JAN 01/92 | 01.101 | *1025                  | JUL 01/04 | 01.1  |
| 706                    | JAN 01/92 | 01.101 | *1026                  | JUL 01/04 | 01.1  |
| FITS AND CLEARANCES    |           |        | *1027                  | JUL 01/04 | 01.1  |
| 801                    | JAN 01/92 | 01.101 | *1028                  | JUL 01/04 | 01.1  |
| 802                    | JAN 01/92 | 01.101 | *1029                  | JUL 01/04 | 01.1  |
| 803                    | JAN 01/92 | 01.101 | *1030                  | JUL 01/04 | 01.1  |
| 804                    | BLANK     |        | *1031                  | JUL 01/04 | 01.1  |
| SPECIAL TOOLS          |           |        | *1032                  | JUL 01/04 | 01.1  |
| 901                    | JAN 01/92 | 01.101 | *1033                  | JUL 01/04 | 01.1  |
| 902                    | BLANK     |        | *1034                  | JUL 01/04 | 01.1  |
| ILLUSTRATED PARTS LIST |           |        | *1035                  | JUL 01/04 | 01.1  |
| 1001                   | JAN 01/92 | 01.101 | *1036                  | JUL 01/04 | 01.1  |
| *1002                  | JUL 01/04 | 01.1   | *1037                  | JUL 01/04 | 01.1  |
| *1003                  | JUL 01/04 | 01.1   | *1038                  | JUL 01/04 | 01.1  |
| *1004                  | JUL 01/04 | 01.1   | *1039                  | JUL 01/04 | 01.1  |
|                        |           |        | *1040                  | JUL 01/04 | 01.1  |
|                        |           |        | *1041                  | JUL 01/04 | 01.1  |
|                        |           |        | *1042                  | JUL 01/04 | 01.1  |
|                        |           |        | *1043                  | JUL 01/04 | 01.1  |
|                        |           |        | *1044                  | JUL 01/04 | 01.1  |
|                        |           |        | *1045                  | JUL 01/04 | 01.1  |
|                        |           |        | *1046                  | JUL 01/04 | 01.1  |

\* = REVISED, ADDED OR DELETED

# 71-11-42

EFFECTIVE PAGES  
 CONTINUED Page 2  
 01 Jul 01/04

| PAGE                   | DATE      | CODE  | PAGE                   | DATE      | CODE  |
|------------------------|-----------|-------|------------------------|-----------|-------|
| ILLUSTRATED PARTS LIST |           | CONT. | ILLUSTRATED PARTS LIST |           | CONT. |
| *1047                  | JUL 01/04 | 01.1  | *1080I                 | JUL 01/04 | 01.1  |
| *1048                  | JUL 01/04 | 01.1  | *1080J                 | JUL 01/04 | 01.1  |
| *1049                  | JUL 01/04 | 01.1  | *1080K                 | JUL 01/04 | 01.1  |
| *1050                  | JUL 01/04 | 01.1  | *1080L                 | JUL 01/04 | 01.1  |
| *1051                  | JUL 01/04 | 01.1  | *1080M                 | JUL 01/04 | 01.1  |
| *1052                  | JUL 01/04 | 01.1  | *1080N                 | JUL 01/04 | 01.1  |
| *1053                  | JUL 01/04 | 01.1  | *1080O                 | JUL 01/04 | 01.1  |
| *1054                  | JUL 01/04 | 01.1  | *1080P                 | JUL 01/04 | 01.1  |
| *1055                  | JUL 01/04 | 01.1  | *1080Q                 | JUL 01/04 | 01.1  |
| *1056                  | JUL 01/04 | 01.1  | *1080R                 | JUL 01/04 | 01.1  |
| *1057                  | JUL 01/04 | 01.1  | *1080S                 | JUL 01/04 | 01.1  |
| *1058                  | JUL 01/04 | 01.1  | *1080T                 | JUL 01/04 | 01.1  |
| *1059                  | JUL 01/04 | 01.1  | *1080U                 | JUL 01/04 | 01.1  |
| *1060                  | JUL 01/04 | 01.1  | *1080V                 | JUL 01/04 | 01.1  |
| *1061                  | JUL 01/04 | 01.1  | *1080W                 | JUL 01/04 | 01.1  |
| *1062                  | JUL 01/04 | 01.1  | *1080X                 | JUL 01/04 | 01.1  |
| *1063                  | JUL 01/04 | 01.1  | *1080Y                 | JUL 01/04 | 01.1  |
| *1064                  | JUL 01/04 | 01.1  | *1080Z                 | JUL 01/04 | 01.1  |
| *1065                  | JUL 01/04 | 01.1  | *1081                  | JUL 01/04 | 01.1  |
| *1066                  | JUL 01/04 | 01.1  | *1082                  | JUL 01/04 | 01.1  |
| *1067                  | JUL 01/04 | 01.1  | *1082A                 | JUL 01/04 | 01.1  |
| *1068                  | JUL 01/04 | 01.1  | *1082B                 | JUL 01/04 | 01.1  |
| *1069                  | JUL 01/04 | 01.1  | *1082C                 | JUL 01/04 | 01.1  |
| *1070                  | JUL 01/04 | 01.1  | *1082D                 | JUL 01/04 | 01.1  |
| *1071                  | JUL 01/04 | 01.1  | *1082E                 | JUL 01/04 | 01.1  |
| *1072                  | JUL 01/04 | 01.1  | *1082F                 | JUL 01/04 | 01.1  |
| *1073                  | JUL 01/04 | 01.1  | *1082G                 | JUL 01/04 | 01.1  |
| *1074                  | JUL 01/04 | 01.1  | *1082H                 | JUL 01/04 | 01.1  |
| *1075                  | JUL 01/04 | 01.1  | *1082I                 | JUL 01/04 | 01.1  |
| *1076                  | JUL 01/04 | 01.1  | *1082J                 | JUL 01/04 | 01.1  |
| *1077                  | JUL 01/04 | 01.1  | *1082K                 | JUL 01/04 | 01.1  |
| *1078                  | JUL 01/04 | 01.1  | *1082L                 | JUL 01/04 | 01.1  |
| *1079                  | JUL 01/04 | 01.1  | *1082M                 | JUL 01/04 | 01.1  |
| *1080                  | JUL 01/04 | 01.1  | *1082N                 | JUL 01/04 | 01.1  |
| *1080A                 | JUL 01/04 | 01.1  | *1082O                 | JUL 01/04 | 01.1  |
| *1080B                 | JUL 01/04 | 01.1  | *1082P                 | JUL 01/04 | 01.1  |
| *1080C                 | JUL 01/04 | 01.1  | *1082Q                 | JUL 01/04 | 01.1  |
| *1080D                 | JUL 01/04 | 01.1  | *1082R                 | JUL 01/04 | 01.1  |
| *1080E                 | JUL 01/04 | 01.1  | *1082S                 | JUL 01/04 | 01.1  |
| *1080F                 | JUL 01/04 | 01.1  | *1082T                 | JUL 01/04 | 01.1  |
| *1080G                 | JUL 01/04 | 01.1  | *1082U                 | JUL 01/04 | 01.1  |
| *1080H                 | JUL 01/04 | 01.1  | *1082V                 | JUL 01/04 | 01.1  |

\* = REVISED, ADDED OR DELETED

**71-11-42**

EFFECTIVE PAGES  
CONTINUED Page 3  
01 Jul 01/04

| PAGE                   | DATE      | CODE  | PAGE | DATE | CODE |
|------------------------|-----------|-------|------|------|------|
| ILLUSTRATED PARTS LIST |           | CONT. |      |      |      |
| *1082W                 | JUL 01/04 | 01.1  |      |      |      |
| *1082X                 | JUL 01/04 | 01.1  |      |      |      |

\* = REVISED, ADDED OR DELETED

**71-11-42**

EFFECTIVE PAGES  
 LAST PAGE Page 4  
 01 Jul 01/04



TABLE OF CONTENTS

| <u>Paragraph Title</u>                | <u>Page</u> |
|---------------------------------------|-------------|
| Description and Operation . . . . .   | 1           |
| Testing and Trouble Shooting. . . . . | 101         |
| Disassembly . . . . .                 | 301         |
| Cleaning. . . . . * [1]               |             |
| Check . . . . .                       | 501         |
| Repair. . . . .                       | 601         |
| Assembly. . . . .                     | 701         |
| Fits and Clearances . . . . .         | 801         |
| Special Tools . . . . .               | 901         |
| Illustrated Parts List. . . . .       | 1001        |

\*[1] Special instructions not required. Use standard industry practices.

INTRODUCTION

The instructions in this manual provide the information necessary to perform maintenance functions ranging from simple checks and replacement to complete shop-type repair.

This manual is divided into separate sections:

- |  |                              |
|--|------------------------------|
| 1. Title Page                                      | 4. List of Effective Pages   |
| 2. Record of Revisions                             | 5. Table of Contents         |
| 3. Temporary Revision &<br>Service Bulletin Record | 6. Introduction              |
|  | 7. Procedures & IPL Sections |

Refer to the Table of Contents for the page location of applicable sections. An asterisked flagnote \*[ ] in place of the page number indicates that no special instructions are provided since the function can be performed using standard industry practices.

The beginning of the REPAIR section includes a list of the separate repairs, a list of applicable standard Boeing practices, and an explanation of the True Position Dimensioning symbols used.

An explanation of the use of the Illustrated Parts List is provided in the Introduction to that section.

All weights and measurements used in the manual are in English units, unless otherwise stated. When metric equivalents are given they will be in parentheses following the English units.

Design changes, optional parts, configuration differences and Service Bulletin modifications create alternate part numbers. These are identified in the Illustrated Parts List (IPL) by adding an alphabetical character to the basic item number. The resulting item number is called an alpha-variant. Throughout the manual, IPL basic item number references also apply to alpha-variants unless otherwise indicated.

TESTING: 5/1/87  
DISASSEMBLY: 5/1/87  
ASSEMBLY: 5/1/87

**71-11-42**

INTRODUCTION

01.101

Page 1

Jan 01/92

CORE COWL ASSEMBLY

DESCRIPTION AND OPERATION

1. Description and Operation

A. The core cowl assembly encloses the engine area from the fan cowl assembly aft to the primary nozzle and plug. The cowl assemblies are of aluminum skin and stiffener construction, hinged at the top and latched at the bottom. Located at the top of each are four hinge assemblies and at the bottom four latch assemblies. Hold-open rods allow the cowl to be supported and locked in the open position. Two pressure relief doors are located on the left hand cowl assembly, opening automatically to relieve excessive pressure.

2. Leading Particulars (Approximate)

Length -- 54 inches

Diameter -- 70 inches

Weight (314T3250-115) -- 160 pounds

(314T3250-183)

(314T3250-116) -- 123 pounds

(314T3250-184)

71-11-42

DESCRIPTION & OPERATION

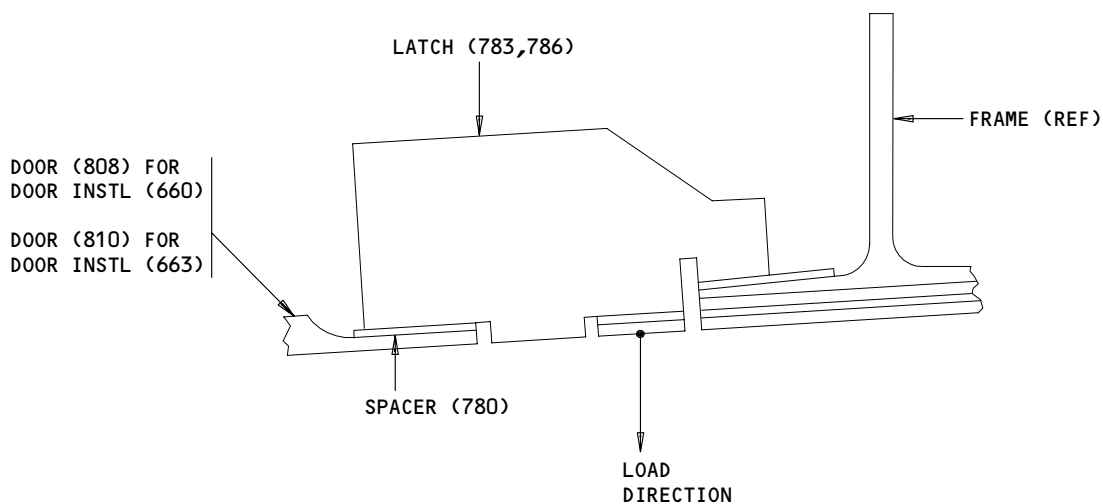
01.101

Page 1

Jan 01/92

TESTING AND TROUBLE SHOOTING

1. No testing is required for the completed core cowl assembly, however, the following test is required for door installations (660, 663, IPL Fig. 1).
  - A. Apply 55–65 pound load for door installation (660) and 80–95 pound load for door installation (663) to center of latch as shown in Fig. 101 and verify that latch releases. Test each latch individually with other latch released.



Latch Load Location  
Figure 101

199470

71-11-42

DISASSEMBLY

1. Use standard industry practices for disassembly of this component and the following steps.
2. **NOTE:** Disassemble this component only as necessary to complete fault isolation, determine the serviceability of parts, perform required repairs, and restore the unit to serviceable condition.
3. Use care in removal of spring (156B, IPL Fig. 1). Spring (156B, IPL Fig. 1) has a load force of 18 pound-inches in the installed position.

**CAUTION:** DO NOT REMOVE MORE THAN ONE HINGE FITTING ASSEMBLY AT ONE TIME. TWO OR MORE HINGE FITTING ASSEMBLIES ATTACHED TO THE COWL ASSEMBLY ARE NECESSARY TO LOCATE A REMOVED HINGE FITTING ASSEMBLY.

4. Do not remove hinge fitting assemblies (28, 58, 592, 592B, 592E; IPL Fig. 1) or hinge assembly (69, IPL Fig. 1) unless replacement is necessary, or repair can not be accomplished in place. Note and record thickness of removed shims (15, 24, 51, 54, 81, 84, 235, 236, 238, 239, 265, 268, 269, 280; IPL Fig. 1) for reference during assembly.

71-11-42

DISASSEMBLY

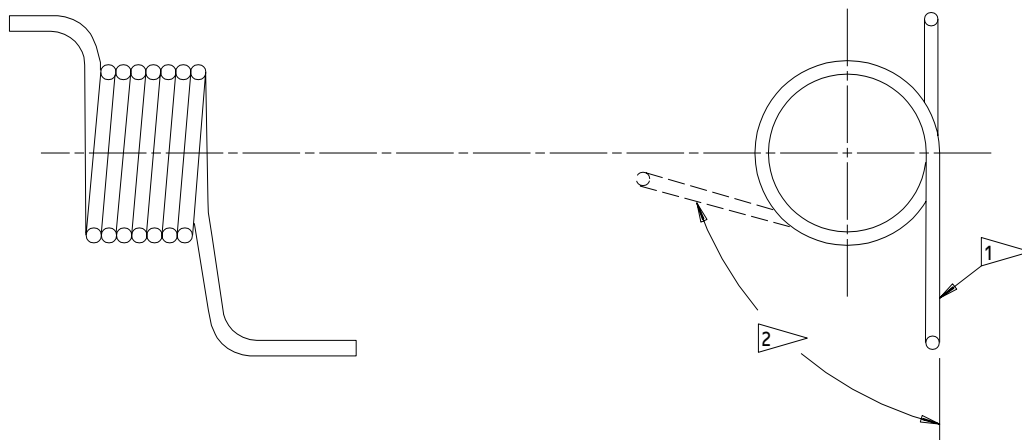
01.101

Page 301

Jan 01/92

CHECK

1. Check all parts for obvious defects in accordance with standard industry practices.
2. Magnetic particle check per 20-20-01 -- Pins (409, 412, 415; IPL Fig. 1), eye bolt (115, IPL Fig. 2), hinge fitting (596, 596A, 597C, 762), toggle (177, IPL Fig. 1), ball (168, IPL Fig. 1), and latch (642A, IPL Fig. 1).
3. Penetrant check per 20-20-02 -- Hinges (33, 36, 63, 66, 93, 96, 449, 450, 454A, 455, 459, 460A; IPL Fig. 1) fittings (556, 588, 615, 615A; IPL Fig. 1), bracket (361, 361A, 361B, 361C, 364, 364A, 364B, 364C; IPL Fig. 1), door (808, 810; IPL Fig. 1), spring (156B).
4. Check spring (156B, IPL Fig. 1) per Fig. 501.
5. Check latch (430, 430A; IPL Fig. 1) for binding, excessive freeplay or obvious damage. Replace or consult vendor for additional information.
6. Check all drain holes to ensure they are open and free of debris.



SPRING (156B,156C, IPL FIG. 1)

- 1 FREE (ZERO DEFLECTION) POSITION.
- 2 18.1 POUND-INCH  $\pm 10\%$  FORCE REQUIRED TO DEFLECT SPRING 105 DEGREES AT ROOM TEMPERATURE.

314T3270-5,-6  
Spring Check  
Figure 501

REPAIR – GENERAL

1. Content

A. Repair, refinish and replacement procedures, as applicable, are included in separate repair sections as follows:

| <u>P/N</u> | <u>NAME</u>         | <u>REPAIR</u> |
|------------|---------------------|---------------|
| 314T3250   | COWL ASSEMBLY       | 1-1           |
| 314T3213   | HINGE ASSEMBLY      | 2-1           |
| 314T3214   | HINGE ASSEMBLY      | 3-1           |
| 314T3215   | HINGE ASSEMBLY      | 4-1           |
| 314T3281   | HINGE ASSEMBLY      | 5-1           |
| 314T3220   | FITTING ASSEMBLY    | 6-1           |
| 314T3221   | FITTING ASSEMBLY    | 7-1           |
| 314T3261   | FITTING ASSEMBLY    | 8-1           |
| 314T3282   | FITTING ASSEMBLY    | 9-1           |
| 314T3262   | FITTING ASSEMBLY    | 10-1          |
| 314T3230   | DOOR INSTALLATION   | 11-1          |
| 314T3269   | TOGGLE ASSEMBLY     | 12-1          |
| - - - -    | MISCELLANEOUS PARTS | 13-1          |

71-11-42

REPAIR-GENERAL

01.101

Page 601

Jan 01/92

## 2. Standard Practices

- A. Refer to the following standard practices, as applicable, for details of procedures in individual repairs.

20-10-05 Application and Finishing of Plasma Flame Sprayed Coatings  
20-30-02 Stripping of Protective Finishes  
20-30-03 General Cleaning Procedures  
20-41-01 Decoding Table for Boeing Finish Codes  
20-41-02 Application of Chemical and Solvent Resistant Finishes  
20-42-05 Bright Cadmium Plating  
20-42-09 Electrodeposit Nickel Plating  
20-43-01 Chromic Acid Anodizing  
20-44-01 Application of Abrasion Resistant Finishes  
20-50-03 Bearing Installation and Retention  
20-50-13 Application of Weather, Fuel, Oil, Solvent, and Heat Resistant Protective Coatings

## 3. Materials

NOTE: Equivalent substitutes may be used.

- A. Coating, Aluminum -- BMS 10-85, type 1 (Ref 20-60-02)  
B. Coating, Protective -- BMS 14-4, type 1 (Ref 20-60-02)  
C. Coating, Teflon Filled -- BMS 10-86, type 1 (Ref 20-60-02)  
D. Grease -- BMS 3-24 (Ref 20-60-03)  
E. Primer -- BMS 10-11, type 1 (Ref 20-60-02)  
    -- DeSoto high temperature polyurethane (Ref 20-60-02)  
    -- BMS 5-42, type 1 (Ref 20-60-02)  
F. Sealant -- BMS 5-63 (Ref 20-60-04)

**71-11-42**

REPAIR-GENERAL

01.101 Page 602

Jan 01/92



4. Dimensioning Symbols

A. Standard True Position Dimensioning Symbols used in applicable repair procedures are shown in Fig. 601.

|                   |                                  |                    |   |
|-------------------|----------------------------------|--------------------|---|
| —                 | STRAIGHTNESS                     | $\oplus$           | THEORETICAL EXACT POSITION OF A FEATURE (TRUE POSITION)   |
| $\square$         | FLATNESS                         | $\varnothing$      | DIAMETER  |
| $\perp$           | PERPENDICULARITY (OR SQUARENESS) | BASIC (BSC) OR DIM | A THEORETICALLY EXACT DIMENSION USED TO DESCRIBE SIZE, SHAPE OR LOCATION OF A FEATURE FROM WHICH PERMISSIBLE VARIATIONS ARE ESTABLISHED BY TOLERANCES ON OTHER DIMENSIONS OR NOTES. |
| //                | PARALLELISM                      | -A-                | DATUM   |
| $\bigcirc$        | ROUNDNESS                        | $\textcircled{M}$  | MAXIMUM MATERIAL CONDITION (MMC)  |
| $\bigcirc$        | CYLINDRICITY                     | $\textcircled{S}$  | REGARDLESS OF FEATURE SIZE (RFS)  |
| $\frown$          | PROFILE OF A LINE                | $\textcircled{P}$  | PROJECTED TOLERANCE ZONE  |
| $\triangle$       | PROFILE OF A SURFACE             | FIM                | FULL INDICATOR MOVEMENT   |
| $\odot$           | CONCENTRICITY                    |                    |   |
| $\equiv$          | SYMMETRY                         |                    |   |
| $\sphericalangle$ | ANGULARITY                       |                    |   |
| $\nearrow$        | RUNOUT                           |                    |   |

EXAMPLES

|                                    |   |   |   |
|------------------------------------|---|---|---|
| $\text{—} \quad 0.002$             | STRAIGHT WITHIN 0.002   | $\textcircled{\ominus} \text{ C } \varnothing \quad 0.0005$                           | CONCENTRIC TO C WITHIN 0.0005 DIAMETER  |
| $\perp \text{ B } \quad 0.002$     | PERPENDICULAR TO B WITHIN 0.002   | $\equiv \text{ A } \quad 0.010$   | SYMMETRICAL WITH A WITHIN 0.010   |
| // A 0.002                         | PARALLEL TO A WITHIN 0.002  | $\sphericalangle \text{ A } \quad 0.005$  | ANGULAR TOLERANCE 0.005 WITH A  |
| $\bigcirc \quad 0.002$             | ROUND WITHIN 0.002  | $\oplus \text{ B } \varnothing \quad 0.002 \textcircled{S}$                           | LOCATED AT TRUE POSITION WITHIN 0.002 DIA IN RELATION TO DATUM B, REGARDLESS OF FEATURE SIZE  |
| $\bigcirc \quad 0.010$             | CYLINDRICAL SURFACE MUST LIE BETWEEN TWO CONCENTRIC CYLINDERS, ONE OF WHICH HAS A RADIUS 0.010 INCH GREATER THAN THE OTHER                  | $\perp \text{ A } \varnothing \quad 0.010 \textcircled{M}$<br>$0.510 \textcircled{P}$ | AXIS IS TOTALLY WITHIN A CYLINDER OF 0.010-INCH DIAMETER, PERPENDICULAR TO, AND EXTENDING 0.510-INCH ABOVE, DATUM A, MAXIMUM MATERIAL CONDITION |
| $\frown \text{ A } \quad 0.006$    | EACH LINE ELEMENT OF THE SURFACE AT ANY CROSS SECTION MUST LIE BETWEEN TWO PROFILE BOUNDARIES 0.006 INCH APART IN RELATION TO DATUM PLANE A | $2.000$   | EXACT DIMENSION IS 2.000  |
| $\triangle \text{ A } \quad 0.020$ | SURFACES MUST LIE WITHIN PARALLEL BOUNDARIES 0.02 INCH APART AND EQUALLY DISPOSED ABOUT TRUE PROFILE  | OR<br>2.000<br>BSC  |   |

True Position Dimensioning Symbols  
Figure 601

71-11-42

REPAIR-GENERAL

01.101 Page 603

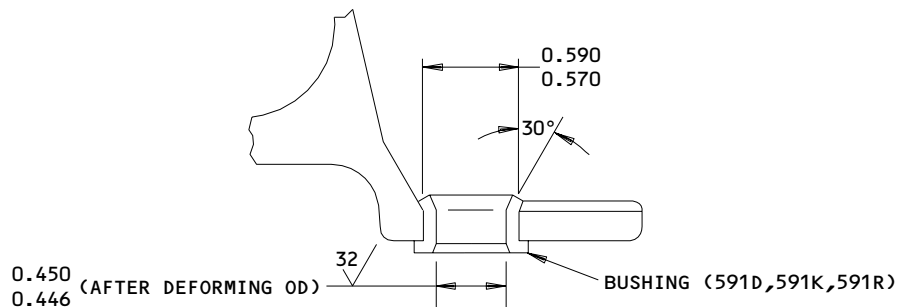
Jan 01/92

COWL ASSEMBLY – REPAIR 1-1

314T3250-115, -116, -183, -184, -195, -196

NOTE: Refer to REPAIR-GEN for list of applicable standard practices.

1. Bushing Replacement (591A, 591D, 591G, 591K, 591N, 591R; IPL Fig. 1)
  - A. Remove bushings.
  - B. Install bushings per 20-50-03.
  - C. Uniformly deform the outside diameter of bushings (591D, 591K, 591R) as shown in Fig. 601.
  - D. Machine bushing (591A) to an ID of 0.4997-0.5003 inch.
  - E. Machine bushing (591G, 591N) to an ID of 0.5625-0.5631 inch.
  - F. Machine bushing (591D, 591K, 591R) to an ID of 0.446-0.450 inch per Fig. 601.
  - G. Apply fillet seal of BMS 5-63 sealant to periphery of bushing flange.



Bushing Replacement  
Figure 601

278799

**71-11-42**

REPAIR 1-1

01.101

Page 601

Jan 01/92

HINGE ASSEMBLY - REPAIR 2-1

314T3213-1, -2, -15, -16

NOTE: Refer to REPAIR-GEN for list of applicable standard practices.

1. Bearing (30, 448B) Replacement (IPL Fig. 1)

- A. Remove bearing.
- B. Install bearing into 0.9377-0.9384 inch diameter hole and roller swage per 20-50-03, minimum push out load 1565 pounds.

2. Refinish

- A. Hinges (33, 36, 449, 450) -- Apply DeSoto high temperature polyurethane primer (F-19.43) all over except omit primer from bearing holes.  
Material: 6AL-4V Titanium.

71-11-42

REPAIR 2-1

01.101

Page 601

Jan 01/92

HINGE ASSEMBLY - REPAIR 3-1

314T3214-11, -12, -19, -20

NOTE: Refer to REPAIR-GEN for list of applicable standard practices.

1. Bearing (60, 453A) Replacement (IPL Fig. 1)

- A. Remove bearing.
- B. Install bearing into 0.9377-0.9384 inch diameter hole and roller swage per 20-50-03, minimum push out load 1565 pounds.

2. Refinish

- A. Hinges (63, 66, 454A, 455) -- Apply DeSoto high temperature polyurethane primer (F-19.43) all over except omit primer from bearing holes.  
Material: 6AL-4V Titanium.

71-11-42

REPAIR 3-1

01.101

Page 601

Jan 01/92

HINGE ASSEMBLY - REPAIR 4-1

314T3215-1, -2, -9, -10

NOTE: Refer to REPAIR-GEN for list of applicable standard practices.

1. Bearing (90, 458A) Replacement (IPL Fig. 1)

- A. Remove bearing.
- B. Install bearing and roller swage per 20-50-03, minimum push out load 1565 pounds.

2. Refinish

- A. Hinges (93, 96, 459, 460A) -- Apply DeSoto high temperature polyurethane primer (F-19.43) all over except omit primer from bearing holes.  
Material: 6AL-4V Titanium.

71-11-42

REPAIR 4-1

01.101

Page 601

Jan 01/92

HINGE ASSEMBLY - REPAIR 5-1

314T3281-1, -3, -4, -11, -19, -22, -23

NOTE: Refer to REPAIR-GEN for list of applicable standard practices.

1. Bearing (595, 595N) Replacement (IPL Fig. 1)

- A. Remove bearing.
- B. Install bearing with BMS 5-24 grease and tighten retainer ring to 116-129 pound-inch per 20-50-03.

NOTE: Special tool (A20008) is required to hold the outer race and tighten the retainer ring to the required torque.

Hold ball in place with soft aluminum alloy wire until hinge is installed on strut.

2. Bushing (593X, 594A) Replacement (IPL Fig. 1)

- A. Remove bushing.
- B. Install bushing per 20-50-03.
- C. Machine bushing per Fig. 601.
- D. Apply fillet seal of BMS 5-63 sealant to periphery of bushing flanges.

3. Refinish

- A. Hinge fitting (596, 596A, 596B, 596C, 597C, 597D; IPL Fig. 1) -- Prepare surface and passivate per 20-30-03, method 2. (F-17.09) apply DeSota high temperature polyurethane primer (F-19.43) all over except omit primer from bearing holes. Material: 6AL-4V Titanium.

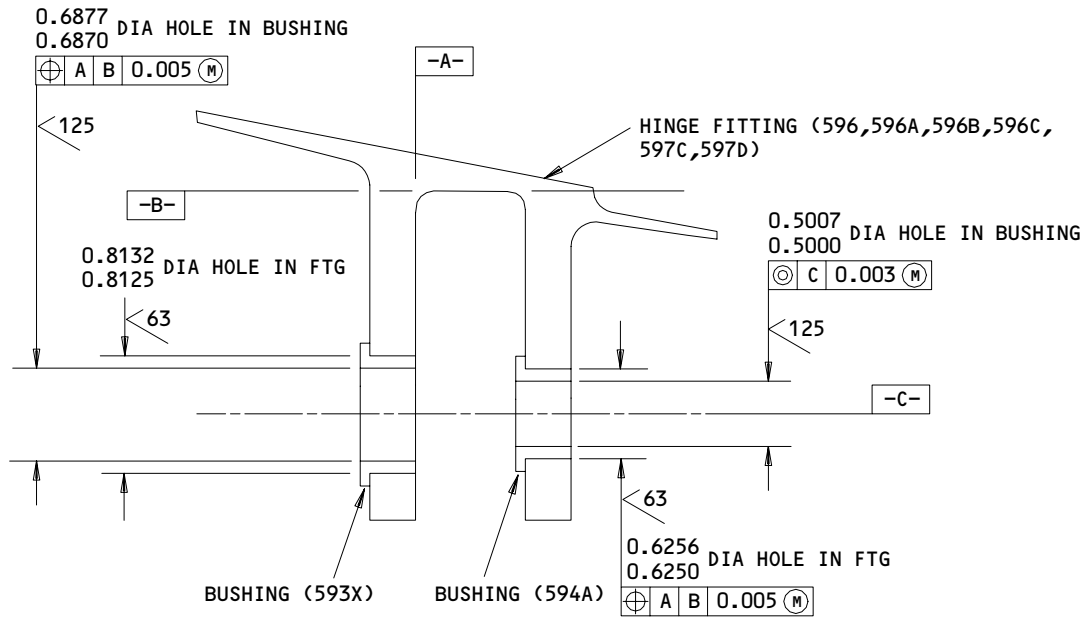
71-11-42

REPAIR 5-1

01.101

Page 601

Jan 01/92



314T3281-1,-3,-4,-11,-19,-22,-23  
 Bushing Installation  
 Figure 601

199599

**71-11-42**

REPAIR 5-1

01.101

Page 602

Jan 01/92

FITTING ASSEMBLY - REPAIR 6-1

314T3220-7

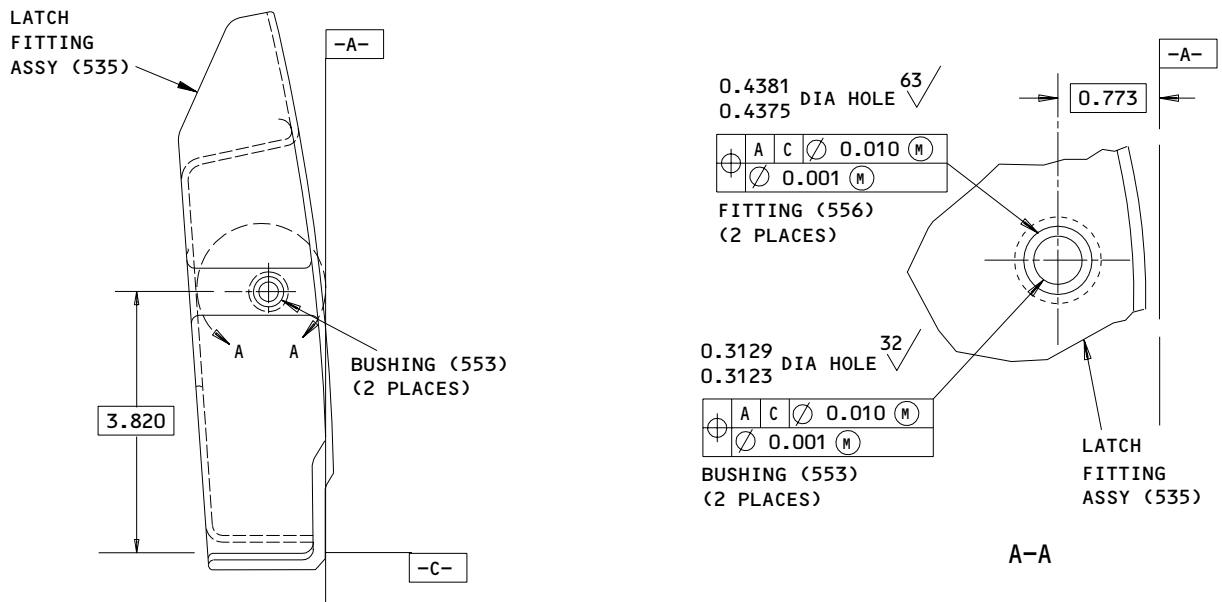
**NOTE:** Refer to REPAIR-GEN for list of applicable standard practices.##

1. Bushing (553) Replacement (IPL Fig. 1)

- A. Install bushings per 20-50-03.
- B. Machine bushings per Fig. 601.
- C. Apply fillet seal of BMS 5-63 sealant to periphery of bushing flanges.

2. Refinish

- A. Fitting (556) -- Phosphoric acid anodize and apply BMS 5-42, type 1 adhesive primer, omit primer from holes for bushings. Material: Aluminum alloy.



ALL DIMENSIONS ARE IN INCHES

314T3220-7

ALL ITEMS REFER TO IPL FIG. 1

Bushing Installation  
Figure 601

**71-11-42**

REPAIR 6-1

01.101

Page 601

Jan 01/92



FITTING ASSEMBLY – REPAIR 7-1

314T3221-7

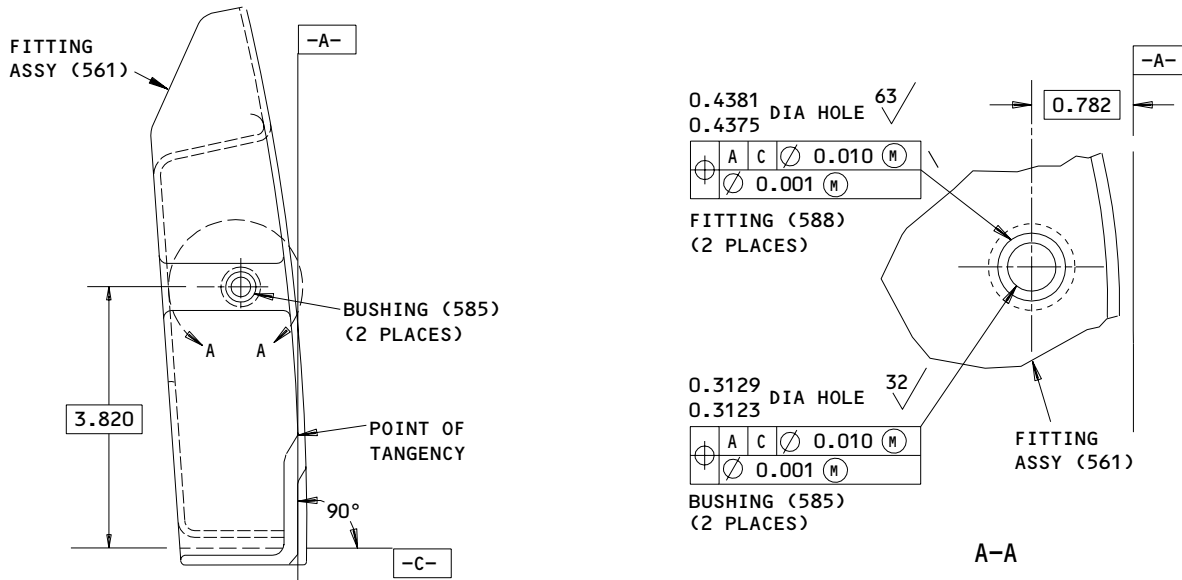
**NOTE:** Refer to REPAIR-GEN for list of applicable standard practices.

1. Bushing (585) Replacement (IPL Fig. 1)

- A. Remove bushings.
- B. Install bushings per 20-50-03.
- C. Machine bushings per Fig. 601.
- D. Apply fillet seal of BMS 5-63 sealant to periphery of bushing flanges.

2. Refinish

- A. Fitting (588) -- Phosphoric acid anodize and apply BMS 5-42, type 1 adhesive primer, omit primer from holes for bushings. Material: Aluminum alloy.



GAP BETWEEN BUSHING SHOULDER AND FITTING AT OUTBOARD CENTERLINE MUST NOT EXCEED 0.010 INCH

ALL DIMENSIONS ARE IN INCHES  
ITEM NUMBERS REFER TO IPL FIG. 1

314T3221-7

Bushing Installation  
Figure 601

FITTING ASSEMBLY – REPAIR 8-1

314T3261-1

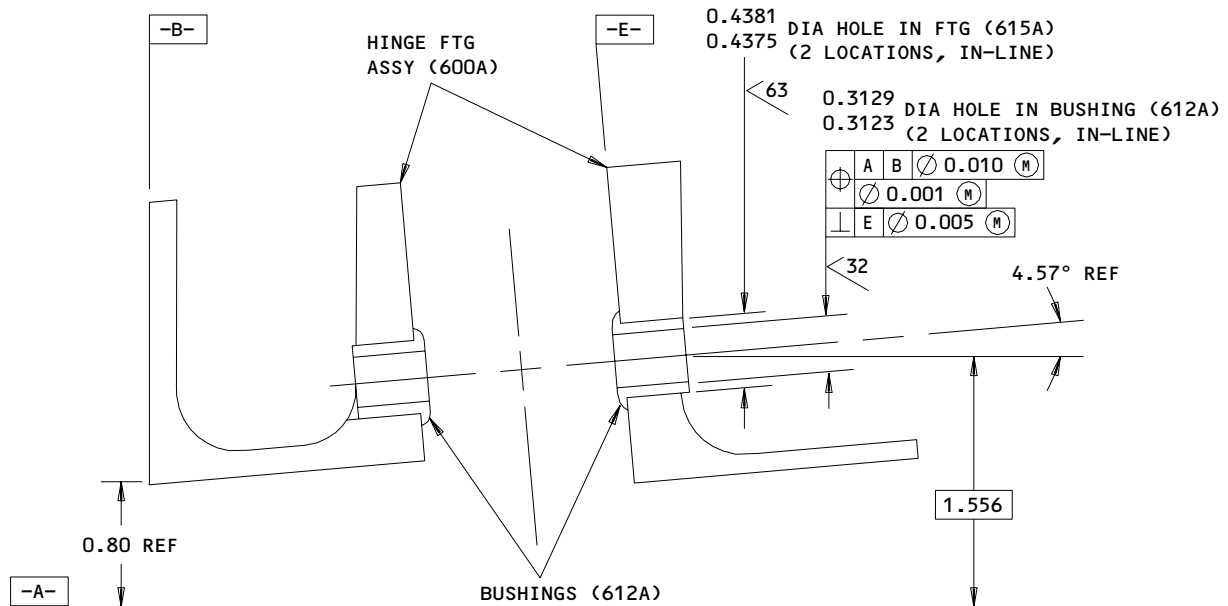
NOTE: Refer to REPAIR-GEN for list of applicable standard practices.

1. Bushing (612A) Replacement (IPL Fig. 1)

- A. Remove bushings.
- B. Install bushings per 20-50-03.
- C. Machine bushings per Fig. 601.
- D. Apply fillet seal of BMS 5-63 sealant to periphery of bushing flanges.

2. Refinish

- A. Fitting (615A) -- Phosphoric acid anodize (F-17.04). Apply DeSoto high temperature polyurethane primer (F-19.43) all over except omit primer from bearing holes. Material: Aluminum alloy.



ALL DIMENSIONS ARE IN INCHES  
ITEM NUMBERS REFER TO IPL FIG. 1

314T3261-1  
Bushing Installation  
Figure 601

**71-11-42**

REPAIR 8-1

01.101

Page 601

Jan 01/92

FITTING ASSEMBLY – REPAIR 9-1

314T3282-1

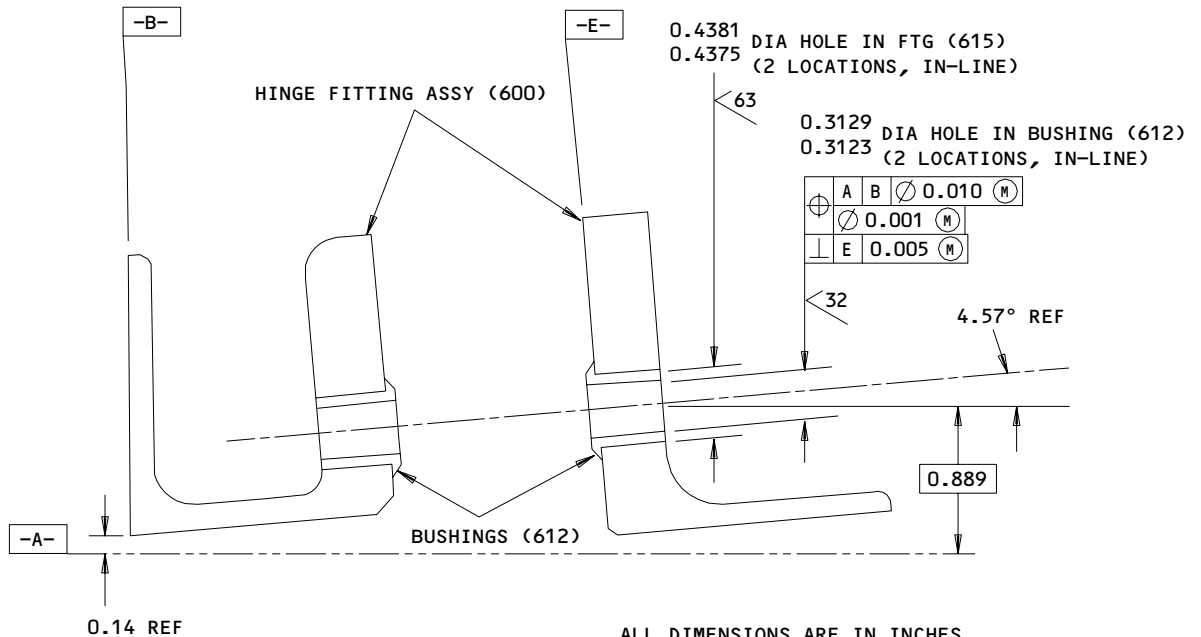
NOTE: Refer to REPAIR-GEN for list of applicable standard practices.

1. Bushing (612) Replacement (IPL Fig. 1)

- A. Remove bushings.
- B. Install bushings per 20-50-03.
- C. Machine bushings per Fig. 601.
- D. Apply fillet seal of BMS 5-63 sealant to periphery of bushing flanges.

2. Refinish

- A. Fitting (615) -- Phosphoric acid anodize (F-17.04). Apply DeSoto high temperature polyurethane primer (F-19.43) all over except omit primer from bearing holes. Material: Aluminum alloy.



ALL DIMENSIONS ARE IN INCHES  
ALL ITEM NUMBERS REFER TO IPL FIG. 1

314T3282-1  
Bushing Installation  
Figure 601

**71-11-42**

REPAIR 9-1  
Page 601  
Jan 01/92

01.101

199602

FITTING ASSEMBLY – REPAIR 10-1

314T3262-3

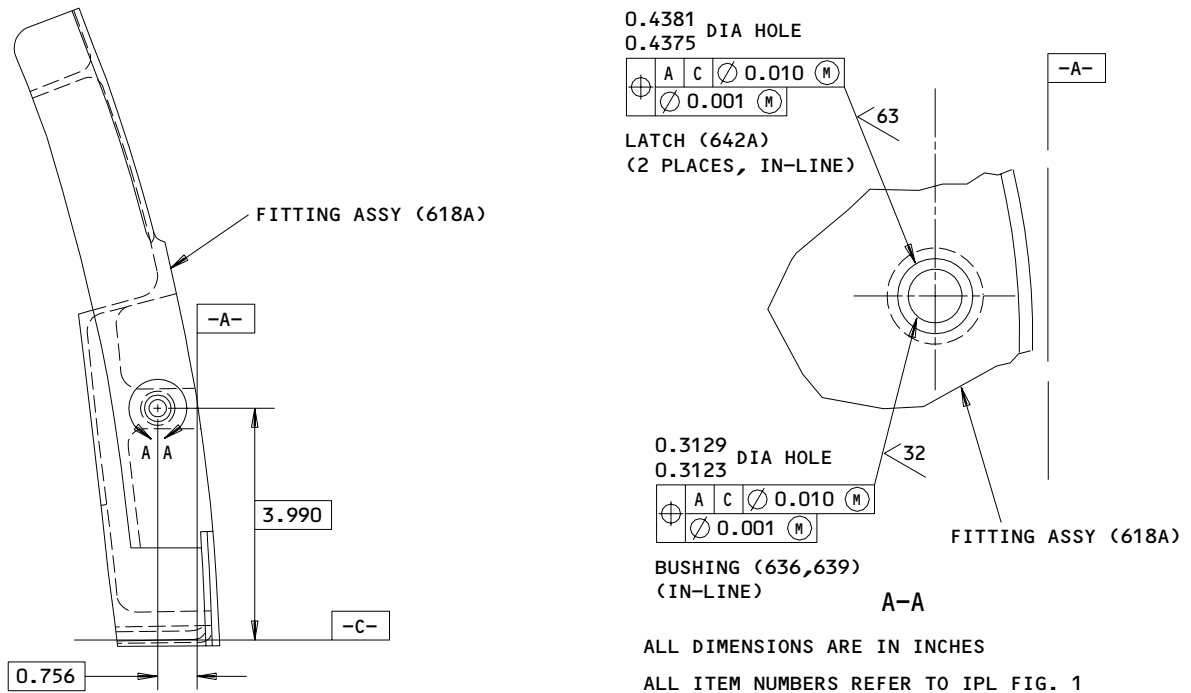
**NOTE:** Refer to REPAIR-GEN for list of applicable standard practices.

1. Bushing (636, 639) Replacement (IPL Fig. 1)

- A. Remove bushings.
- B. Install bushings per 20-50-03.
- C. Machine bushings per Fig. 601.
- D. Apply fillet seal of BMS 5-63 sealant to periphery of bushing flanges.

2. Refinish

- A. Latch (642A, IPL Fig. 1) -- Prepare surface and passivate per 20-30-03, method 2 (F-17.09). Apply (2) coats of DeSota high temperature polyurethane primer (F-19.43) all over, except omit from bushing holes.



314T3262-3  
Bushing Installation  
Figure 601

DOOR INSTALLATION-REPAIR 11-1

314T3230-56, -57

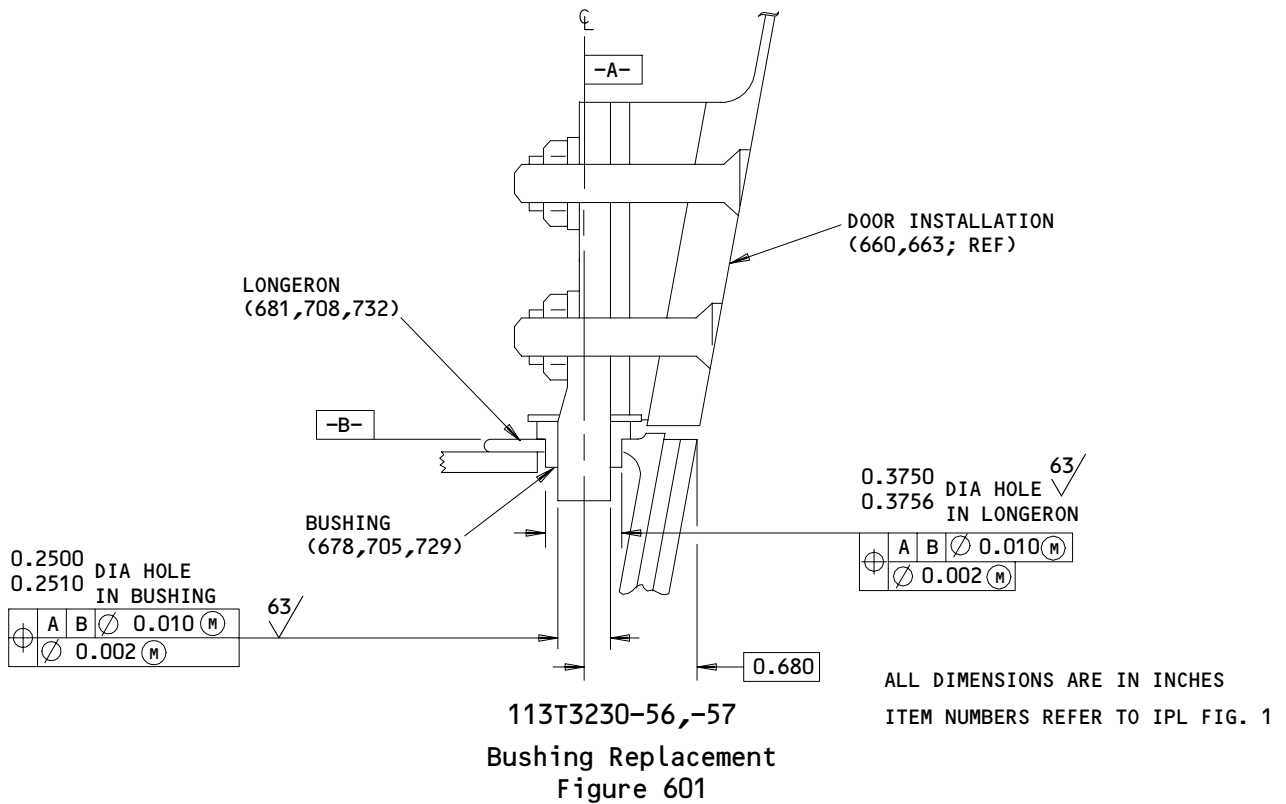
**NOTE:** Refer to REPAIR-GENERAL for list of applicable standard practices.

1. Bushing (678, 705, 729) Replacement (IPL Fig. 1)

- A. Remove bushings from longeron (681, 708, 732)
- B. Install bushings in longeron (681, 708, 732) per 20-50-03.
- C. Machine bushings per Fig. 601.
- D. Apply fillet seal of BMS 5-63 sealant to periphery of bushing flanges.

2. Refinish

- A. Longeron (681, 708, 732; IPL Fig. 1) -- Phosphoric acid anodize (F-17.04). Apply DeSoto High Temperature Polyurethane Primer (F-19.43) all over, except omit primer from bushing holes. Material: Aluminum alloy.



**71-11-42**

REPAIR 11-1

01.101

Page 601

Jan 01/92

TOGGLE ASSEMBLY – REPAIR 12-1

314T3269-4

NOTE: Refer to REPAIR-GENERAL for list of applicable standard practices.

1. Bearing (174A) Replacement (IPL Fig. 1)

- A. Remove bearing.
- B. Orient slot as shown in Fig. 601.
- C. Install and roller swage bearing per 20-50-03 and Fig. 601, except use BMS 3-24 grease.

NOTE: The NO-LOAD rotational torque shall not exceed 3.0 pound-inches after installation.

2. Bushing (171) Replacement (IPL Fig. 1)

- A. Remove bushing.
- B. Install bushing per 20-50-03 (flange direction optional)
- C. Machine as shown in Fig. 601.

3. Refinish

- A. Ball (168; IPL Fig. 1) -- Finish per Fig. 602.

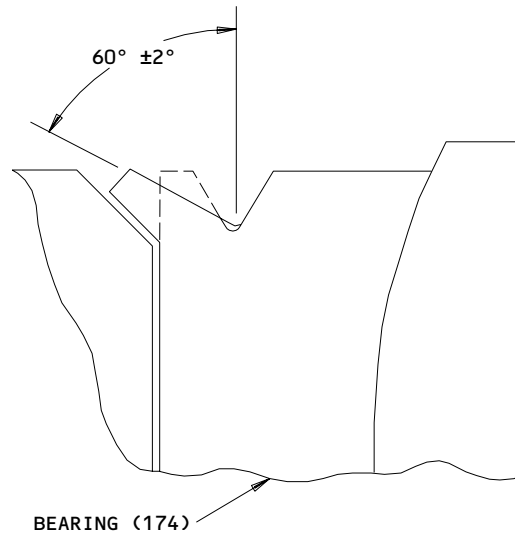
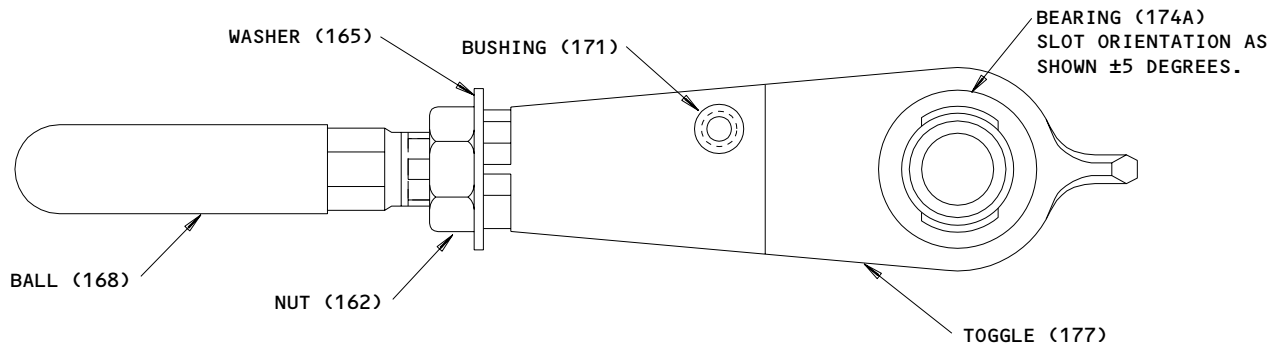
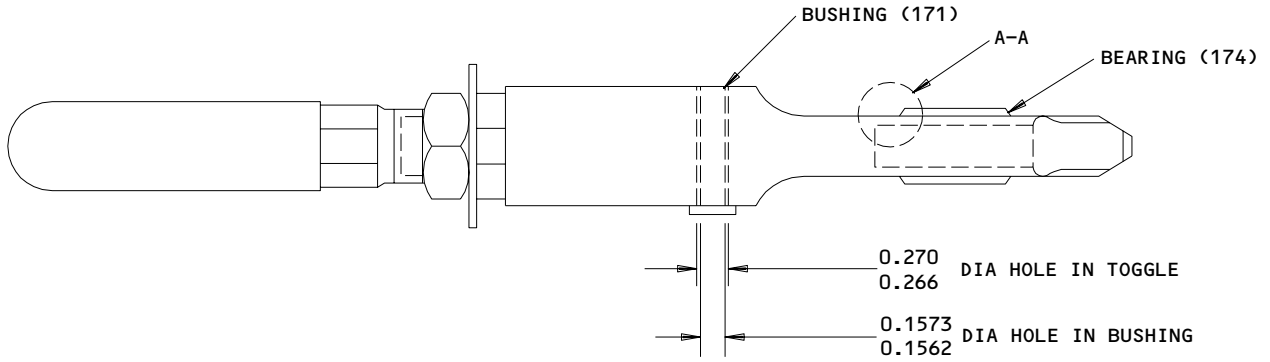
71-11-42

REPAIR 12-1

01.101

Page 601

Jan 01/92



ALL DIMENSIONS ARE IN INCHES  
 ALL ITEM NUMBERS REFER TO IPL FIG. 1

314T3269-4

A-A

Bushing Replacement  
 Figure 601

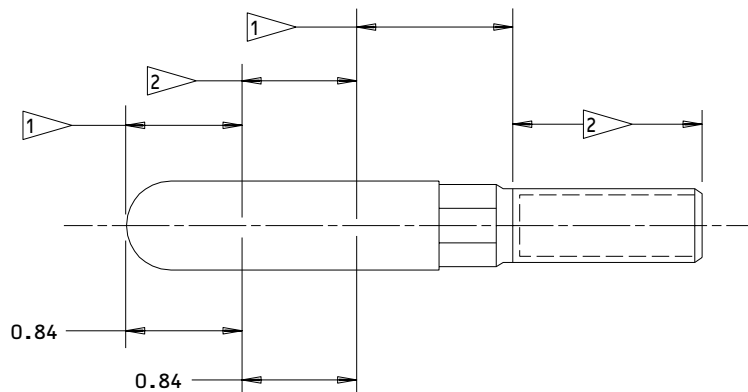
**71-11-42**

REPAIR 12-1

01.101

Page 602

Jan 01/92



1 NICKEL PLATE AREAS SHOWN PER 20-42-09 TO A THICKNESS OF 0.003-0.004 INCH THICK.

**NOTE:** NICKEL PLATING MUST BE ACCOMPLISHED AND THE PART BAKED BEFORE APPLYING ANY OTHER PLATING.

2 APPLY BMS 14-4, TYPE 1 PER 20-50-13, CURED AT 625 ±25 DEGREES F FOR 30 MINUTES. THICKNESS ON THREADS TO BE 0.001-0.002 INCH.

ALL DIMENSIONS ARE IN INCHES

ALL ITEM NUMBERS REFER TO IPL FIG. 1

314T3269-3  
Ball Refinish  
Figure 602

199606

71-11-42

REPAIR 12-1

01.101

Page 603

Jan 01/92



MISCELLANEOUS PARTS - REPAIR 13-1

1. Repair of these parts consists of restoration of original finish.

| IPL FIG. & ITEM                                 | MATERIAL  | FINISH  |
|---|---|---|
| <u>Fig. 1</u>                                   |   |   |
| Filler (398G)<br>Retainer (802)<br>Spacer (806) | Aluminum alloy  | Chemically treat all surfaces (colored film) (F-17.07), apply DeSoto high temperature polyurethane primer (F-19.43), all over.  |
| Pin (409)                                       | 15-5PH CRES<br>150-170 ksi  | Aluminum coat per BMS 10-85, type 1 all surfaces except not required in holes.  |
| Bracket (830)                                   | Inconel 625   | Apply 2 coats of DeSoto high temperature polyurethane primer (F-19.43) on surfaces in contact with aluminum. Omit finish on all other surfaces.   |
| Pin (412, 415)                                  | 15-5PH CRES<br>180-200 ksi  | Cadmium plate per 20-42-05, type 2, class 2 (F-15.06)   |
| Door (120A)                                     | 15-5PH CRES<br>150-170 ksi  | Prepare surface and passivate per 20-30-03, method 2 (F-17.09). Apply (2) coats of DeSoto high temperature polyurethane primer (F-19.43) to the interior surface.<br>Sand exterior surface to obtain a unidirectional appearance, apply no coating. |
| Plate (400A)                                    | 15-5PH CRES<br>150-170 ksi  | Apply 1 coat of DeSoto high temperature polyurethane primer (F-19.43).  |
| Plate-wear (654)                                | Haynes alloy 25 per AMS5537 optional - 15-5PH Per BMS 7-240, Type 1 (180-200 ksi for 15-5 PH material only) | Apply 2 coats of DeSoto high temperature polyurethane primer (F-19.43) to the surface in contact with aluminum (outer).<br>No finish on opposite (inner) surface.   |

Refinish Details  
Figure 601 (Sheet 1)

**71-11-42**

REPAIR 13-1

01.101

Page 601

Jan 01/92

| IPL FIG. & ITEM      | MATERIAL   | FINISH  |
|----------------------|--|---|
| Spacer (768)         | Aluminum alloy                                   | Chromic acid anodize, type 1 (F-17.04) and apply DeSoto high temperature polyurethane primer (F-19.43), all over.   |
| Hinge Ftg (762)      | 15-5PH CRES<br>150-170 ksi                       | Apply 2 coats DeSoto high temperature polyurethane primer (F-19.43) except omit finish from pin diameter.   |
| Washer (735)         | 18CR-8NI steel                                   | Cadmium plate, type 2, class 2 (F-15.06) and apply DeSoto high temperature polyurethane primer (F-19.43), all over.   |
| Door (808, 810)      | Aluminum alloy                                   | Exterior surface apply Alodine 1000, class B (clear) (F-14.05). Interior surface chromic acid anodize, type 1 (F-17.04); apply DeSoto high temperature polyurethane primer (F-19.43); Apply BMS 10-86, type 1 (SRF-14.9624) per 20-44-01, type 27, as shown in Fig. 602, directly over (F-19.43). |
| Nozzle assy (840)    |  | See Fig. 603.   |
| Rub strip (906, 908) | A286 CRES sheet<br>130 ksi minimum<br>heat treat | Passivate surface (F-17.09). Apply BMS 10-67, type 1 (tungsten carbide) per 20-10-05 to a thickness of 0.004-0.008 inches to the rub (contact) surface only.  |
| <u>Fig. 2</u>        |  |   |
| Eyebolt (115)        | 15-5PH CRES<br>150-170 ksi                       | Apply two coats DeSoto high temperature polyurethane primer (F-19.43) on all surfaces contacting aluminum. Overspray acceptable on threads.   |

Refinish Details  
Figure 601 (Sheet 2)

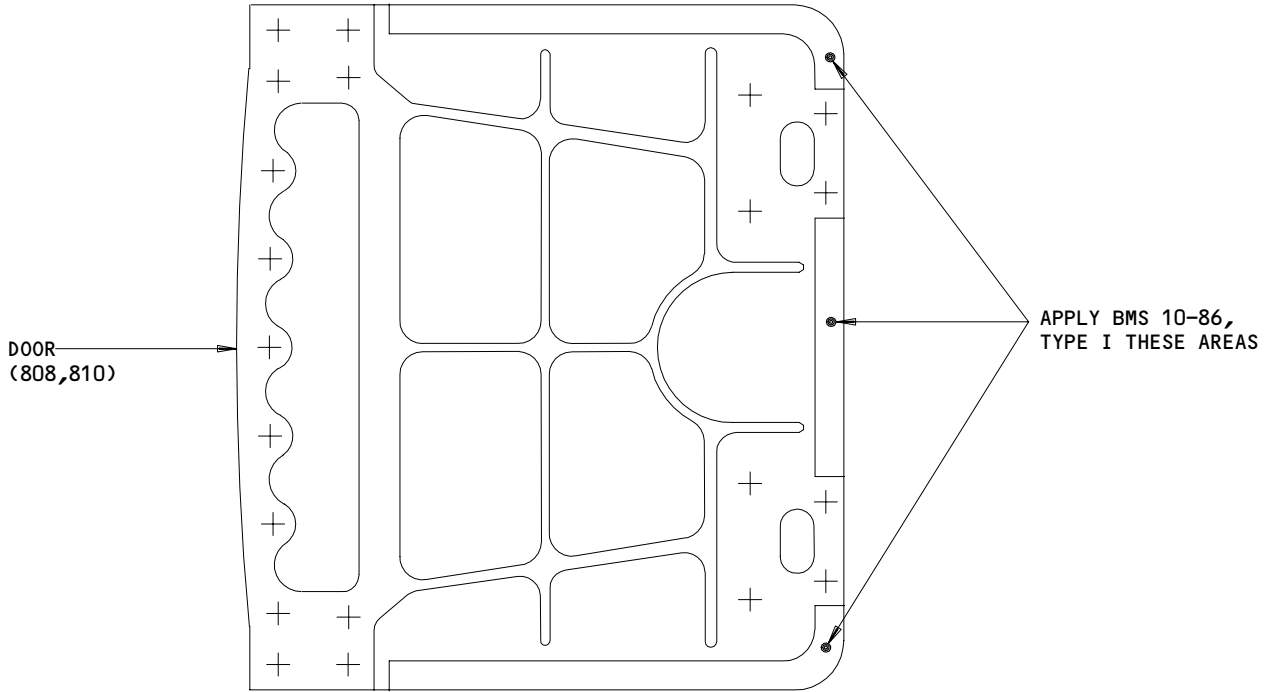
**71-11-42**

REPAIR 13-1

01.101


Page 602

Jan 01/92



314T3236-1,-2  
Door Refinish  
Figure 602 NOZZLE ASSY (840)

199482



1 APPLY TWO COATS DESOTO HIGH TEMPERATURE POLYURETHANE PRIMER (F-19.43) TO SURFACES INDICATED. ALL OTHER SURFACES APPLY NO FINISH.

314T3803-7  
Refinish of Nozzle Assembly  
Figure 603

199483

**71-11-42**

REPAIR 13-1

01.101

Page 603

Jan 01/92

ASSEMBLY

1. Material

NOTE: Equivalent substitutes may be used.

- A. Grease -- BMS 3-24 (Ref 20-60-03)
- B. Primer -- DeSoto high temperature polyurethane (Ref 20-60-02)  
-- BMS 10-11, type 1 (Ref 20-60-02)
- C. Sealant -- BMS 5-63 (Ref 20-60-04)

2. Assembly (IPL Fig. 1)

- A. Use standard industry practices for assembly of this component and the following additional procedures, if necessary.
- B. Use shims (15, 51, 54, 81, 84, 235), if and as required. Remove 0.003 inch laminations as required, apply DeSoto high temperature polyurethane primer and install either wet or dry.

(1) Maximum gap allowed prior to fastener installation: 0.010 inch.

(2) Maximum shim thickness allowed: 0.062 inch.

- C. Fillet seal periphery of the following parts, if removed, with BMS 5-63 sealant; keeper assembly (399), and fittings (556, 588, 615, 615A).

- D. Installation of latches (430, 430A)

(1) Position latches into fittings (556, 588, 615, 615A) and install bolts (418A, 421A), washer (424) and nut (427).

NOTE: Bolt (421A) in fitting (615) is the only one installed with the bolt head on the forward side of the fitting.

- E. Install toggle assembly (159) as follows (IPL Fig. 1):

(1) Apply fay surface seal, BMS 5-63, to both ends of stop toggle (135) and contact areas of hinge fitting assembly (592, 592B, 592E), if removed.

NOTE: Avoid putting seal in holes of both parts.  
Fay surface seal is used to control vibration.

(2) Install bolt (123), washer (126), stop toggle (135), washer (129), and nut (132) into hinge fitting assembly (592, 592B, 592E).

(3) Position toggle assembly (159) into hinge fitting assembly (592, 592B, 592E) and install bolt (138A), washer (141), bushing (150), washer (144A), spacer (153A), spring (156B), and nut (147).

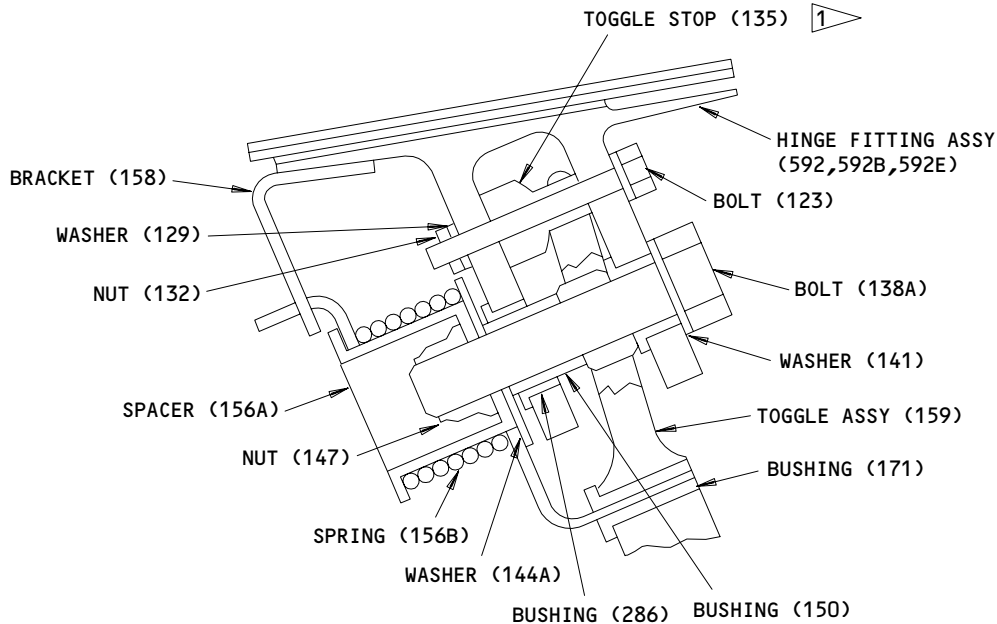
71-11-42

ASSEMBLY  
Page 701  
Jan 01/92

01.101

- (4) Position spring (156B) into hole in bracket (158) and bushing (171), which is located in toggle (177).

**NOTE:** Spring (156B) must be installed with approximately 18 pound-inches of force.



1 APPLY BMS 5-63 SEALANT PER PAR. 2.E.1.

ALL ITEMS REFER TO IPL FIG. 1

**Toggle Assembly**  
**Figure 701**

**F. Attachment of core cowl hold open rod (1, IPL Fig. 2).**

- (1) Install eyebolt (115, IPL Fig. 2) into bracket (361, 361A IPL Fig. 1).
- (2) Install washers (120, 125, 130, 135, IPL Fig. 2) while observing the following:

**CAUTION:** DO NOT LOCK-UP SWIVEL ACTION WHEN NUT (140, IPL Fig. 2) IS TIGHTENED AGAINST SHANK OF EYEBOLT (115, IPL Fig. 2). LOCK-UP WILL PREVENT MOVEMENT OF HOLD OPEN ROD TO THE INSTALLED/STOWED POSITION.

- (a) Add or remove washers (135, IPL Fig. 2), as required, to obtain spring tension on swivel joint.
- (b) Install washer (125, IPL Fig. 2) with small diameter towards nut (140, IPL Fig. 2).

**71-11-42**

ASSEMBLY  
Page 702  
Jan 01/92

01.101

- G. Installation of core cowl hold open rods (1A, 1B; IPL Fig. 2).
- (1) Bond bumpers (5A, 10A, IPL Fig. 2) to all core cowl contact surfaces with adhesive Type 68 per 20-50-12 as follows:
    - (a) Maintain a minimum bond line thickness of 0.020 inch.
    - (b) Fill all gaps as required.
    - (c) Fair excessive adhesive from bond line onto immediately adjacent structure, and provide a smooth fillet in accessible areas.

- H. Assemble door installation (660, 663) using standard industry practices, the following additional steps, and Fig. 702 as necessary.

**NOTE:** Door assembly (744, 747) cannot be installed or removed with hinge (762) installed.

- (1) Install hinge fitting (762) and washer (735) into bushing (678, 705, 729).
- (2) Attach door (808, 810), spacer (768), shim (765) to hinge with bolts (750, 753) and spring pins (738, 741) at (2) locations. Install bolts (750, 753) and pins (738, 741) with BMS 3-24 grease on all surfaces.

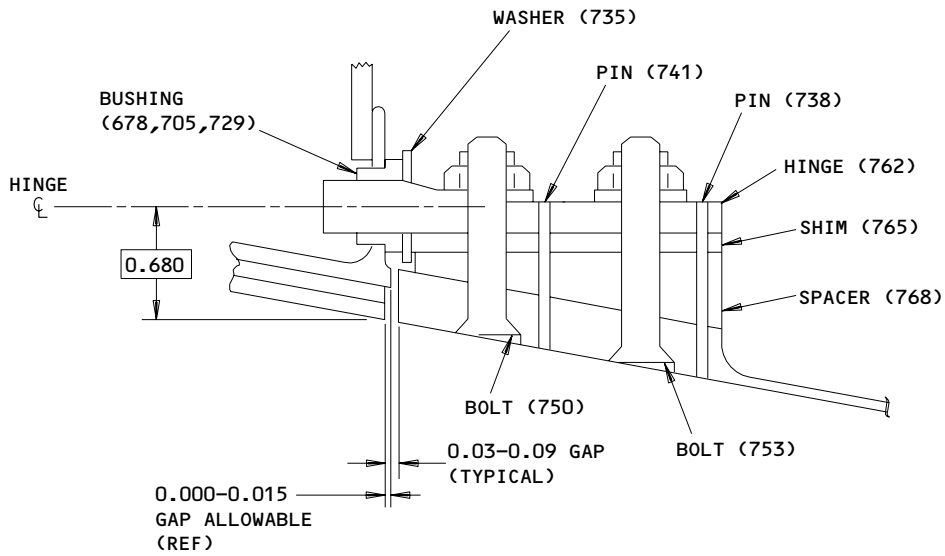
**NOTE:** Hinge fitting (762) is provided with additional 0.062-0.065 diameter holes for spring pins (738, 741) for future use in replacement or adjustment. Do not drill thru until such time as new holes are needed.

- (3) Close door and measure gap around periphery of door. See Fig. 702. Adjust hinge fitting (762) by delaminating washer (735) and shim (765) to obtain flushness and gap requirements.
- (4) Adjust latches (783, 786) by delaminating spacer (780), as required, to ensure zero free play of the door when the latches are fully locked. Apply BMS 10-11 primer to the delaminated shims. Maintain flushness and gap requirements shown in Fig. 702.
- (5) Refer to TESTING AND TROUBLESHOOTING section for functional test of door installation (660, 663).

71-11-42

ASSEMBLY  
Page 703  
Jan 01/92

01.101



ALL DIMENSIONS ARE IN INCHES  
 ALL ITEMS REFER TO IPL FIG. 1

DOOR INST'L 314T3230-56,-57  
 Skin Gap Requirements  
 Figure 702

- I. Fill all gaps in core cowl assembly, 0.03 inch or greater, using Dow Corning 93-006 sealant. Sealant must be applied through entire length of gaps.

**NOTE:** The requirement to seal gaps 0.03 inch or greater does not apply to gaps around doors as shown in Fig. 702.

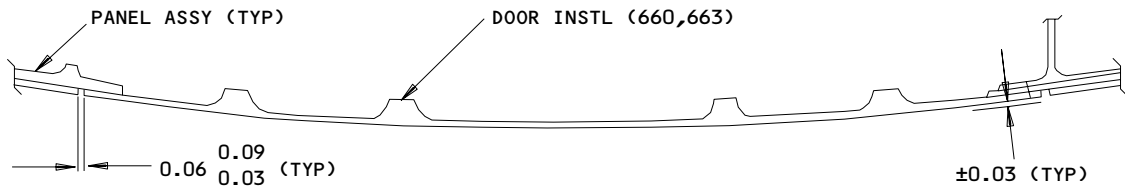
- J. Refer to Fig. 703 for aerodynamic smoothness requirements.

199484

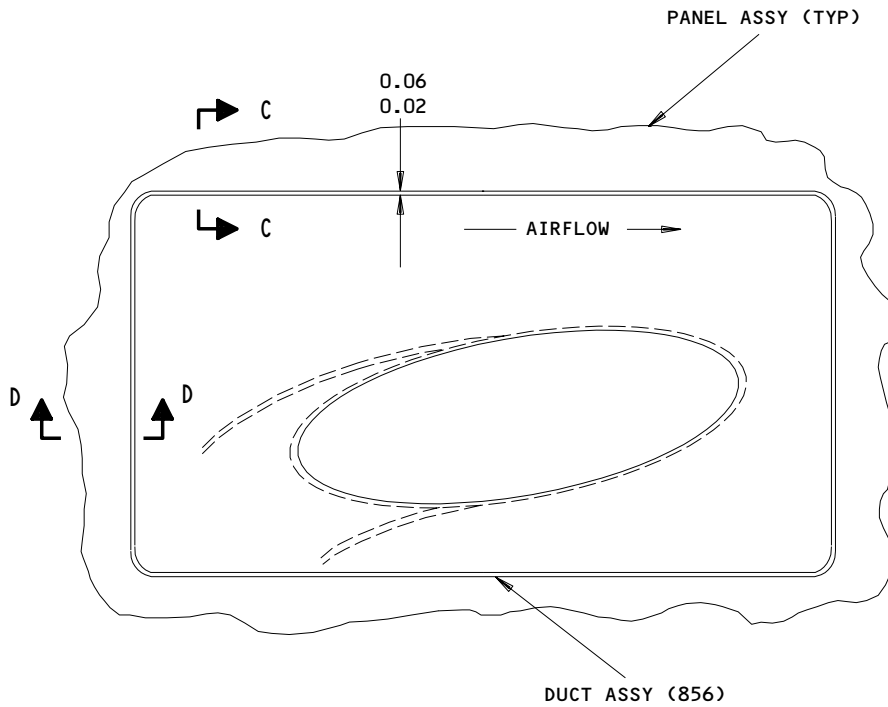
**71-11-42**

01.1

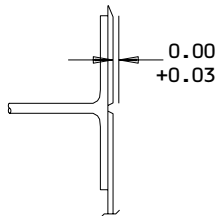
ASSEMBLY  
 Page 704  
 Jun 01/96



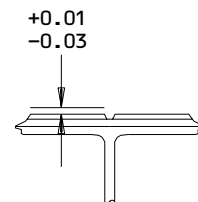
DETAIL 1



DETAIL 2



(⊥ TO AIRFLOW)  
(TYP BOTH SIDES)  
C-C



(TYP BOTH ENDS)  
D-D

ALL DIMENSIONS ARE IN INCHES

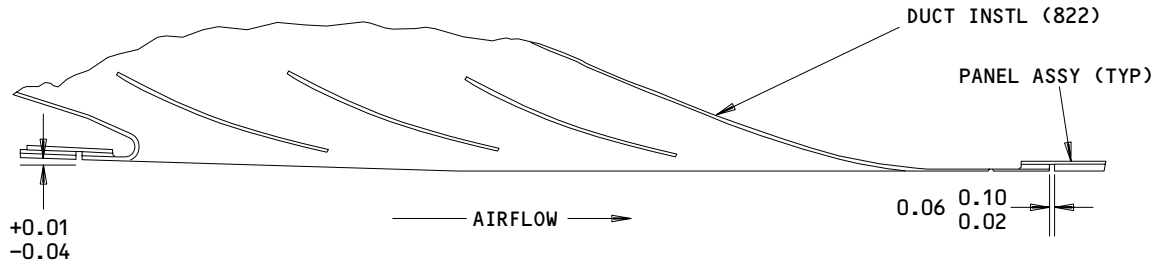
Aerodynamic Smoothness Requirements  
Figure 703 (Sheet 1)

**71-11-42**

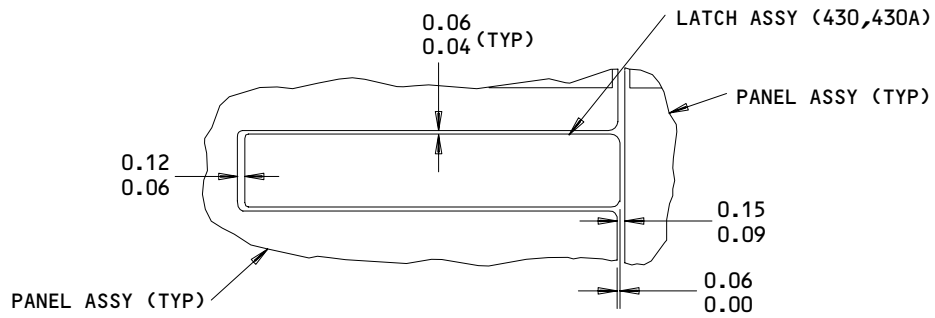
ASSEMBLY  
Page 705  
Jan 01/92

01.101





DETAIL 3



DETAIL 4

ALL DIMENSIONS ARE IN INCHES

Aerodynamic Smoothness Requirements  
 Figure 703 (Sheet 2)

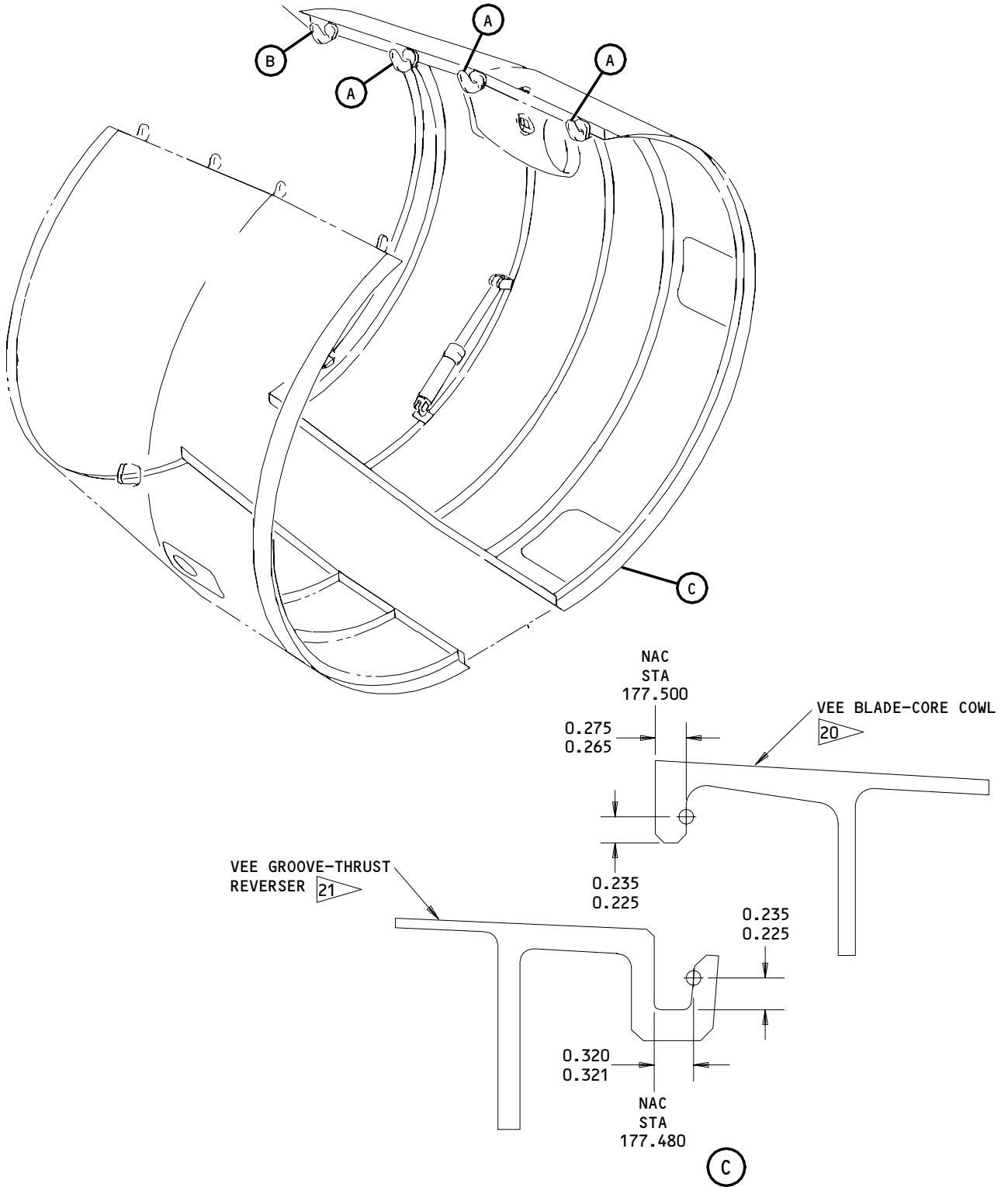
**71-11-42**

ASSEMBLY  
 Page 706  
 Jan 01/92

01.101

































199486

FITS AND CLEARANCES



Fits and Clearances  
Figure 801 (Sheet 1)

71-11-42








| Ref Letter<br>Fig.801 | Mating Item No.<br>IPL Fig.1  | Design Dimension |        |                    |        | Service Wear Limit  |        |   |
|-----------------------|---|------------------|--------|--------------------|--------|---|--------|---|
|                       |   | Dimension        |        | Assembly Clearance |        | Dimension   |        | Maximum Clearance   |
|                       |   | Min              | Max    | Min                | Max    | Min   | Max    |   |
| A                     | ID 30,60,90   | 0.4375           | 0.4380 | 0.0015             | 0.0030 |    | 0.4392 |  |
|                       | OD   | 0.4350           | 0.4360 |                    |        | 0.4345  |        |   |
| B                     | ID 595  | 0.7500           | 0.7505 | 0.0010             | 0.0020 |    | 0.7517 |  |
|                       | OD   | 0.7485           | 0.7490 |                    |        | 0.7445  |        |   |
| -                     | ID 174A   | 0.4995           | 0.5000 | 0.0000             | 0.0015 | 0.4955  | 0.5030 |  |
|                       | OD 138A   | 0.4985           | 0.4995 |                    |        |   |        |   |
| -                     | ID 678,705,729  | 0.2500           | 0.2510 | 0.0005             | 0.0030 | 0.2380  | 0.2810 | 0.0430  |
|                       | OD 762  | 0.2480           | 0.2495 |                    |        |   |        |   |
| -                     |       | 0.0280           | 0.0360 | ----               | ----   | 0.0180  | ----   | ----  |
| -                     |       | 0.0030           | 0.0060 | ----               | ----   |    | ----   | ----  |
| -                     |  654   | 0.0280           | 0.0360 | ----               | ----   | 0.0180  | ----   | ----  |
| -                     |       | 0.0030           | 0.0060 | ----               | ----   |    | ----   | ----  |
| -                     |       | 0.0280           | 0.0360 | ----               | ----   | 0.0180  | ----   | ----  |
| -                     |   | 0.0030           | 0.0060 | ----               | ----   |  | ----   | ----  |
| -                     |  451   | 0.0280           | 0.0360 | ----               | ----   | 0.0180  | ----   | ----  |
| -                     |   | 0.0100           | 0.0140 | ----               | ----   | 0.0070  | ----   | ----  |
| -                     |  906,908   | 0.0040           | 0.0080 | ----               | ----   |  | ----   | ----  |
| -                     |   | 0.0030           | 0.0050 | ----               | ----   |  | ----   | ----  |
| -                     |   | 0.0040           | 0.0080 | ----               | ----   |  | ----   | ----  |
| -                     | 150   | 0.5000           | 0.5005 | 0.0005             | 0.0020 | 0.4955  | 0.5205 | 0.0250  |
|                       | 138A  | 0.4985           | 0.4995 |                    |        |   |        |   |






















ALL DIMENSIONS ARE IN INCHES

 Fits and Clearances  
 Figure 801 (Sheet 2)

**71-11-42**

 FITS AND CLEARANCES  
 01.101 Page 802  
 Jan 01/92

| Ref Letter Fig.801 | Mating Item No. IPL Fig.1   | Design Dimension |        |   |        | Service Wear Limit |        |                   |
|--------------------|---|------------------|--------|---|--------|--------------------|--------|-------------------|
|                    |   | Dimension        |        | Assembly Clearance  |        | Dimension          |        | Maximum Clearance |
|                    |   | Min              | Max    | Min   | Max    | Min                | Max    |                   |
| -                  | ID 594A   | 0.5000           | 0.5007 | 0.0005  | 0.0022 | 0.4955             | 0.5207 | 0.0252            |
|                    | OD  138A | 0.4985           | 0.4995 |   |        |                    |        |                   |
| -                  | ID 591N,591R  | 0.4460           | 0.4500 | 0.0190  | 0.0410 | 0.4060             | 0.4700 | 0.0640            |
|                    | OD  412  | 0.4090           | 0.4270 |   |        |                    |        |                   |
| -                  | ID 591G,591K  | 0.4460           | 0.4500 | 0.0190  | 0.0410 | 0.4060             | 0.4700 | 0.0640            |
|                    | OD  415  | 0.4090           | 0.4270 |   |        |                    |        |                   |
| -                  | ID 591A,591D  | 0.3830           | 0.3880 | 0.0180  | 0.0420 | 0.3430             | 0.4080 | 0.0650            |
|                    | OD  409  | 0.3460           | 0.3650 |   |        |                    |        |                   |
| C                  | ID  20   | 0.2650           | 0.2750 | SEE FIGURE  |        | 0.2600             |        | 0.0650            |
|                    | OD  21   | 0.3100           | 0.3200 |   |        |                    |        |                   |

-  315T1010-20 - BOLT
-  REPLACE HINGE BOLT IF CHROME PLATING IS PENETRATED BY WEAR, PITTING, FLAKING, ETC. (PLATING THICKNESS = 0.0005 TO 0.0010)
-  BOLT TO BALL, AND BALL TO RACE COMBINED MAX CLEARANCE = 0.006 RADIAL, 0.008 AXIAL.
-  315T1010-19 - BOLT
-  BOLT TO BALL AND BALL TO RACE COMBINED MAX CLEARANCE = 0.010 RADIAL, 0.008 AXIAL.
-  FLAME SPRAY THICKNESS ON RUB PADS/STRIPS
-  MATERIAL THICKNESS OF PLATES
-  314T3250-52 - WEAR PLATE
-  314T3314-32 - RUB STRIP
-  REPLACE RUB PAD/STRIP WHEN FLAME SPRAY COATING IS WORN THROUGH OVER 50% OF PAD CONTACT AREA. REPLACE RUB PAD AND MATING PLATE AS A SET.
-  314T1315-18 - RUB PAD
-  314T3250-55 - PLATE
-  314T3314-32 RUB STRIP
-  311T3570-67,-68,-81,-82,-97,-98 - SEAL STRIPS
-  REPLACE RUB PAD/STRIP WHEN FLAME STRAY COATING IS WORN THROUGH OVER 25% OF PAD CONTACT AREA. REPLACE THE RUB PAD AND THE MATING PART AS A SET.
-  314T3611-7,-9,-10,-15 - RUB PADS
-  314T3250-69,-70 - RUB PADS
-  REPLACE SHEAR PIN IF ALUM. COATING IS PENETRATED BY WEAR, PITTING, FLAKING, ETC.
-  314T3252-1,-2 - VEE-BLADE
-  315T3142-1,-2 - VEE GROOVE
-  CONTACT BOEING POWER PLANT & STRUT STRESS GROUP FOR REPLACEMENT DISPOSITION. ACTUAL MEASUREMENT & LOCATION MUST BE REPORTED, IN DETAIL, AT EACH 'C' CHECK.

ALL DIMENSIONS ARE IN INCHES

Fits and Clearances  
Figure 801 (Sheet 3)

71-11-42

FITS AND CLEARANCES  
01.101 Page 803  
Jan 01/92

SPECIAL TOOLS, FIXTURES AND EQUIPMENT

NOTE: Equivalent substitutes may be used for listed items.

1. A20008 - Spherical Bearing Socket Set.

**71-11-42**

SPECIAL TOOLS

01.101

Page 901

Jan 01/92

ILLUSTRATED PARTS LIST

1. This section lists and illustrates replaceable or repairable component parts. The Illustrated Parts Catalog contains a complete explanation of the Boeing part numbering system.

2. Indentures show parts relationships as follows:

Assembly

Detail Parts for Assembly

Subassembly

Attaching Parts for Subassembly

Detail Parts for Subassembly

Detail Installation Parts (Included only if installation parts may be returned to shop as part of assembly)

3. One use code letter (A, B, C, etc.) is assigned in the EFF CODE column for each variation of top assembly. All listed parts are used on all top assemblies except when limitations are shown by use code letter opposite individual part entries.

4. Letter suffixes (alpha-variants) are added to item numbers for optional parts, Service Bulletin modification parts, configuration differences (Except left- and right-hand parts), product improvement parts, and parts added between two sequential item numbers. The alpha-variant is not shown on illustrations when appearance and location of all variants of the part is the same.

5. Service Bulletin modifications are shown by the notations PRE SB XXXX and POST SB XXXX.

A. When a new top assembly part number is assigned by Service Bulletin, the notations appear at the top assembly level only. The configuration differences at detail part level are then shown by use code letter.

B. When the top assembly part number is not changed by the Service Bulletin, the notations appear at the detail part level.

6. Parts Interchangeability

Optional  
(OPT)

The parts are optional to and interchangeable with other parts having the same item number.

Supersedes, Superseded By  
(SUPSDS, SUPSD BY)

The part supersedes and is not interchangeable with the original part.

Replaces, Replaced By  
(REPLS, REPLD BY)

The part replaces and is interchangeable with, or is an alternate to, the original part.

VENDORS

S0352 NIPPON MINIATURE BEARING CO LTD  
TOKYO, JAPAN

OPTK6 SPS TECHNOLOGIES INC AEROSPACE PRODUCTS DIV  
5195 W 4700 SPO BOX 18459  
KEARNS, UTAH 84118

00779 TYCO ELECTRONICS CORP  
2800 FULLING MILL ROAD PO BOX 3608  
MIDDLETOWN, PENNSYLVANIA 17057  
FORMERLY AMP INC; FORMERLY V04618

05693 CHERRY/TEXTRON INC CHERRY COMMERCIAL FASTENERS PROD DIV  
1224 EAST WARNER STREET PO BOX 2157  
SANTA ANA, CALIFORNIA 92707-3149  
FORMERLY TOWNSEND CO CHERRY RIVET DIV AND TEXTRON INC  
CHERRY FASTENERS UNIT

06710 LAMSON AND SESSIONS CO THE VALLEY-TODECO  
12975 BRADLEY AVENUE  
SYLMAR, CALIFORNIA 91342-3830  
FORMERLY VALLEY BOLT CORP VB0097 IN NORTH HOLLYWOOD, CA

06725 AIR INDUSTRIES CORPORATION  
12570 KNOTT STREET  
GARDEN GROVE, CALIFORNIA 92641-3932  
FORMERLY AIR INDUSTRIES OF CALIF IN GARDENA, CALIF.

06950 SCREWCORP VSI AEROSPACE PRODUCTS DIV FAIRCHILD IND DIV  
13001 EAST TEMPLE AVENUE PO BOX 730  
CITY OF INDUSTRY, CALIFORNIA 91746-1417  
FORMERLY VB0096 AND VSI CORP SCREWCORP DIV  
FORMERLY IN CULVER CITY, CALIFORNIA

08524 DEUTSCH FASTENER CORP SEE CODE V97928

08844 NORCO, INCORPORATED  
139 ETHAN ALLEN HIGHWAY  
RIDGEFIELD, CONNECTICUT 06877

11815 CHERRY AEROSPACE FASTENERS DIV OF TEXTRON  
1224 EAST WARNER AVENUE PO BOX 2157  
SANTA ANA, CALIFORNIA 92707-0157  
FORMERLY IN LOS ANGELES, CALIF, FORMERLY CHERRY FASTENERS  
TOWNSEND DIV OF TEXTRON INC V71087

71-11-42

ILLUSTRATED PARTS LIST  
01.1 Page 1002  
Jul 01/04

VENDORS

15653 FAIRCHILD FASTENERS KAYNAR PRODUCTS DIV  
800 S STATE COLLEGE BLVD  
FULLERTON, CALIFORNIA 92831-3001  
FORMERLY VK6405 MICRODOT AEROSP LTD; FORMERLY KAYNAR TECH  
KAYNAR DIV

17446 HUCK INTL INC AEROSPACE FASTENER DIV  
900 WATSON CENTER ROAD  
CARSON, CALIFORNIA 90745-4201  
FORMERLY V32134 REXNORD INC; FORMERLY V97928 HUCK INTL

29372 FAIRCHILD IND INC AEROSP FSTNRS DIV SOUTH BAY OPNS/TRIDAIR  
3000 WEST LOMITA BLVD  
TORRANCE, CALIFORNIA 90505-5103  
FORMERLY CALFAX INC V11907; NEWTON INSERT CO V98004; REXNORD  
INC SPECIALTY FASTENER DIV AND DELRON CO V82831; REXNORD  
INC TRIDAIR IND

5M902 FAIRCHILD IND INC FAIRCHILD AEROSPACE FASTENER DIV  
3016 W LOMITA BLVD  
TORRANCE, CALIFORNIA 90505-5103  
FMLY IN REDONDO BEACH, CALIF

50294 NEW HAMPSHIRE BALL BEARINGS, INC PRECISION DIVISION  
9700 INDEPENDENCE AVENUE  
CHATSWORTH, CALIFORNIA 91311  
FORMERLY NIPPON MINATURE BEARING CORP V23589 AND NMB  
AMERICA INC AND NMB INC

52828 REPUBLIC FASTENER MFG CORP  
1300 RANCHO CONEJO BLVD  
NEWBURY PARK, CALIFORNIA 91320-1405  
FORMERLY IN SYLMAR, CALIFORNIA

56878 SPS TECHNOLOGIES INC AEROSPACE AND INDUSTRIAL PRODUCTS DIV  
301 HIGHLAND AVE  
JENKINTOWN, PENNSYLVANIA 19046  
FORMERLY STANDARD PRESSED STEEL

57606 REXNORD CORP PSI BEARINGS DIV  
2175 UNION PL  
SIMI VALLEY, CALIFORNIA 93065-1661  
FORMERLY PSI BEARINGS

60516 WEST COAST AEROSPACE INC  
812 MIRAFLORES STREET  
SAN PEDRO, CALIFORNIA 90731-1439

71-11-42

ILLUSTRATED PARTS LIST  
01.1 Page 1003  
Jul 01/04



VENDORS

60980 MEGGITT-OREGON INC DBA MEGGITT SILICONE PROD DIV MSP  
2010 LAFAYETTE AVE P.O. BOX 887  
MCMINNVILLE, OREGON 97128  
FORMERLY ELASTOMERIC SILICON PRODUCTS

71087 BOOTS ACFT NUT DIV TOWNSEND CO SEE TEXTRON INC CHERRY  
FASTENER TOWNSEND DIV V11815

72962 HARVARD INDUSTRIES INC  
3 WERNER WAY SUITE 210  
LEBANON, NEW JERSEY 08833  
FORMERLY AMERACE CORP ESNA DIV  
FORMERLY ELASTIC STOP NUT IN UNION, NJ

73134 ROLLER BEARING COMPANY OF AMER DBA HEIM BEARINGS DIV  
60 ROUND HILL RD  
FAIRFIELD, CONNECTICUT 06430-0000  
FORMERLY INCOM INTL HEIM DIV; HEIM UNIVERSAL CORP INCOM;  
FORMERLY HEIM DIV INCOM INTL; IMO IND HEIM BEARINGS DIV

73197 HI-SHEAR TECHNOLOGY CORP  
2600 SKYPARK DRIVE  
TORRANCE, CALIFORNIA 90509

75345 KIRKHILL RUBBER CO  
300 EAST CYPRESS STREET  
BREA, CALIFORNIA 92621-4007  
FORMERLY L.A. STANDARD RUBBER CO V84914

80539 SPS TECHNOLOGIES INC AEROSPACE PRODUCTS DIV  
2701 SOUTH HARBOR BOULEVARD PO BOX 1259  
SANTA ANA, CALIFORNIA 92702-1259  
FORMERLY NUTT-SHEL DIV OF SPC WESTERN CO V80539  
AND STANDARD PRESSED STEEL WESTERN DIV V17279

83014 HARTWELL CORPORATION  
900 SOUTH RICHFIELD ROAD  
PLACENTIA, CALIFORNIA 92670-6732  
FORMERLY V0532B IN LOS ANGELES, CALIFORNIA

83553 ASSOCIATED SPRING CORP BARNES GROUP  
15001 SOUTH BROADWAY PO BOX 231  
GARDENA, CALIFORNIA 90248-1819  
FORMERLY V0389B

71-11-42

ILLUSTRATED PARTS LIST  
01.1 Page 1004  
Jul 01/04

VENDORS

84256 AVIBANK MANUFACTURING COMPANY  
210 SOUTH VICTORY BLVD PO BOX 391  
BURBANK, CALIFORNIA 91503  
FORMERLY AVDEL INC AND ROWE SALES CO VB0001  
FORMERLY PRICE, D.W. CORP LOS ANGELES, CALIFORNIA V97978

9N513 VOI SHAN/CHATSWORTH DIV OF VSI CORP SUB OF FAIRCHILD IND  
CHATSWORTH, CALIFORNIA 91311-5013  
COMPANY NO LONGER WISHES TO BE CONSIDERED FOR FED CONTRCTG

92215 FAIRCHILD IND INC FAIRCHILD AEROSPACE FASTENER DIV  
3010 W LOMITA BLVD  
TORRANCE, CALIFORNIA 90505-5102  
FORMERLY VOI-SHAN IN CULVER CITY, CALIF

97928 SEE V17446 HUCK INTL  
SEE V17446 HUCK INTL  
HUCK INTL SEE V17446 HUCK INTL

99862 CARR LANE MANUFACTURING COMPANY  
4200 CARR LANE CT  
ST. LOUIS, MISSOURI 63119-2129

71-11-42

ILLUSTRATED PARTS LIST  
01.1 Page 1005  
Jul 01/04

| PART NUMBER     | AIRLINE<br>PART NO. | FIG. | ITEM | TTL<br>REQ |
|-----------------|---------------------|------|------|------------|
| AMB7-110        |                     | 1    | 30   | 1          |
|                 |                     | 1    | 60   | 1          |
|                 |                     | 1    | 90   | 1          |
| AMB8-160        |                     | 1    | 174D | 1          |
|                 |                     | 1    | 394  | 12         |
| AN960-416       |                     | 1    | 406  | 4          |
|                 |                     | 1    | 443V | 12         |
|                 |                     | 2    | 45   | 1          |
|                 |                     | 2    | 105  | 1          |
|                 |                     | 1    | 250  | 4          |
| AN960C10        |                     | 1    | 756  | 8          |
|                 |                     | 1    | 902  | 40         |
|                 |                     | 1    | 129  | 1          |
| AN960C10L       |                     | 1    | 189  | 1          |
|                 |                     | 1    | 868  | 4          |
|                 |                     | 1    | 395  | 4          |
| AN960C416L      |                     | 1    | 444H | 4          |
|                 |                     | 1    | 826  | 2          |
|                 |                     | 1    | 836  | 6          |
|                 |                     | 1    | 837  | 1          |
|                 |                     | 1    | 844  | 6          |
|                 |                     | 1    | 774  | 16         |
|                 |                     | 2    | 135  | 1          |
| AN960C6L        |                     | 2    | 60   | 1          |
|                 |                     | 1    | 818  | 31         |
| AN960KD516L     |                     | 1    | 798  | 18         |
| AN960KD616      |                     | 2    | 120  | 1          |
| AN960PD10       |                     | 2    | 145  | 1          |
| AN960PD8        |                     | 2    | 200  | 1          |
| AN960XC416L     |                     | 2    | 65B  | 1          |
| A2739-5         |                     | 1    | 150  | 1          |
| A6201-2         |                     | 1    | 678  | 1          |
| BACB28AK08-068  |                     | 1    | 705  | 1          |
| BACB28AM04B015A |                     | 1    | 729  | 2          |
| BACB28AM05B020A |                     | 1    | 553  | 2          |
|                 |                     | 1    | 585  | 2          |
| BACB28AM05B044A |                     | 1    | 612A | 2          |
| BACB28AM06B027A |                     | 1    | 591D | 1          |
| BACB28AM07B033A |                     | 1    | 591K | 2          |
| BACB28AM07B045A |                     | 1    | 591R | 1          |
| BACB28AM11B029  |                     | 1    | 593X | 1          |
| BACB28AP05-017  |                     | 1    | 636  | 1          |
| BACB28AP05-060  |                     | 1    | 639  | 1          |
| BACB28AP08-032  |                     | 1    | 594A | 1          |
| BACB28B2-900    |                     | 1    | 171  | 1          |
| BACB28X6M018    |                     | 1    | 591A | 1          |

# 71-11-42

 ILLUSTRATED PARTS LIST  
 01.1 Page 1006  
 Jul 01/04

| PART NUMBER   | AIRLINE<br>PART NO. | FIG. | ITEM | TTL<br>REQ |
|---------------|---------------------|------|------|------------|
| BACB28X7M025  |                     | 1    | 591G | 2          |
| BACB28X7M040  |                     | 1    | 591N | 1          |
| BACB30FM5-3   |                     | 1    | 550A | 4          |
|               |                     | 1    | 583  | 2          |
| BACB30FM5-5   |                     | 1    | 551  | 2          |
|               |                     | 1    | 583C | 2          |
| BACB30FM6A5U  |                     | 1    | 277  | 2          |
| BACB30FN6A    |                     | 1    | 226  | 2          |
| BACB30FN6A4   |                     | 1    | 217  | 9          |
| BACB30FN6A4NU |                     | 1    | 900  | 40         |
| BACB30FN6A4U  |                     | 1    | 232  | 2          |
| BACB30FN6A5   |                     | 1    | 214  | 9          |
| BACB30FN6A5U  |                     | 1    | 886  | 4          |
|               |                     | 1    | 920  | 4          |
| BACB30FN6A6   |                     | 1    | 220  | 3          |
| BACB30FN6A6U  |                     | 1    | 229  | 10         |
|               |                     | 1    | 244  | 4          |
| BACB30FN6A7   |                     | 1    | 195  | 3          |
| BACB30LH2-7   |                     | 1    | 795A | 18         |
| BACB30LH3-12  |                     | 1    | 750  | 4          |
| BACB30LH3-14  |                     | 1    | 753  | 4          |
| BACB30LH3-2   |                     | 1    | 866  | 4          |
| BACB30LH4-4   |                     | 1    | 102  | 2          |
| BACB30LJ3-24  |                     | 1    | 123  | 1          |
| BACB30LJ4U3   |                     | 1    | 834  | 6          |
|               |                     | 1    | 835  | 1          |
| BACB30LJ4U4   |                     | 1    | 824  | 2          |
| BACB30LL3-5   |                     | 1    | 880  | 2          |
|               |                     | 1    | 914  | 2          |
| BACB30LT8U28  |                     | 1    | 138A | 1          |
| BACB30LU06-2  |                     | 1    | 771  | 16         |
| BACB30MB6A4U  |                     | 1    | 256  | 2          |
| BACB30MB6A5U  |                     | 1    | 247  | 5          |
| BACB30MB8A16  |                     | 1    | 443  | 4          |
| BACB30MY5K5   |                     | 1    | 355  | 2          |
| BACB30MY6K3   |                     | 1    | 484A | 2          |
| BACB30MY6K4   |                     | 1    | 672  | 4          |
|               |                     | 1    | 696  | 4          |
|               |                     | 1    | 720  | 8          |
| BACB30MY6K5   |                     | 1    | 627  | 5          |
| BACB30MY6K6   |                     | 1    | 606  | 8          |
| BACB30MY6K8   |                     | 1    | 630  | 3          |
| BACB30NN3K4   |                     | 1    | 812  | 7          |
| BACB30NT3K2   |                     | 2    | 155  | 2          |

71-11-42

| PART NUMBER  | AIRLINE<br>PART NO. | FIG. | ITEM | TTL<br>REQ |
|--------------|---------------------|------|------|------------|
| BACB30NU3K4  |                     | 1    | 814  | 19         |
| BACB30NU3K5  |                     | 1    | 816  | 12         |
| BACB30NW6K   |                     | 1    | 603  | 21         |
| BACB30NW6K3  |                     | 1    | 469  | 22         |
|              |                     | 1    | 538  | 8          |
|              |                     | 1    | 564  | 8          |
| BACB30NW6K4  |                     | 1    | 470  | 2          |
|              |                     | 1    | 475  | 4          |
|              |                     | 1    | 624  | 6          |
|              |                     | 1    | 669  | 6          |
|              |                     | 1    | 690  | 8          |
|              |                     | 1    | 718  | 16         |
|              |                     | 1    | 858  | 14         |
| BACB30NW6K5  |                     | 1    | 349  | 2          |
|              |                     | 1    | 468  | 5          |
|              |                     | 1    | 487  | 2          |
|              |                     | 1    | 544  | 4          |
|              |                     | 1    | 570  | 4          |
| BACB30NW6K6  |                     | 1    | 467  | 8          |
|              |                     | 1    | 621  | 5          |
|              |                     | 1    | 667  | 3          |
|              |                     | 1    | 693  | 3          |
|              |                     | 1    | 717  | 6          |
| BACB30NW6K7  |                     | 1    | 687  | 3          |
|              |                     | 1    | 714  | 6          |
| BACB30NW8K6  |                     | 2    | 20   | 2          |
|              |                     | 2    | 80   | 2          |
| BACB30NX10K6 |                     | 1    | 45   | 3          |
|              |                     | 1    | 75   | 3          |
| BACB30NX10K7 |                     | 1    | 12   | 4          |
| BACB30NX10K9 |                     | 1    | 48   | 2          |
|              |                     | 1    | 78   | 2          |
| BACB30NX12K9 |                     | 1    | 21   | 2          |
| BACB30NX6K3  |                     | 1    | 465  | 14         |
| BACB30NX6K4  |                     | 1    | 259  | 2          |
|              |                     | 1    | 526  | 6          |
|              |                     | 1    | 576  | 3          |
| BACB30NX6K5  |                     | 1    | 579  | 1          |
| BACB30NX6K7  |                     | 1    | 271  | 2          |

# 71-11-42

 ILLUSTRATED PARTS LIST  
 01.1 Page 1008  
 Jul 01/04

| PART NUMBER    | AIRLINE<br>PART NO. | FIG. | ITEM | TTL<br>REQ |
|----------------|---------------------|------|------|------------|
| BACB30PU4D11   |                     | 2    | 40   | 1          |
|                |                     | 2    | 100  | 1          |
| BACC13Y3B50    |                     | 2    | 185A | 1          |
| BACC30AB6S     |                     | 1    | 241  | 14         |
|                |                     | 1    | 282  | 2          |
|                |                     | 1    | 481  | 2          |
|                |                     | 1    | 490  | 4          |
|                |                     | 1    | 633  | 19         |
|                |                     | 1    | 888  | 4          |
|                |                     | 1    | 922  | 4          |
| BACC30AB8S     |                     | 2    | 30   | 2          |
|                |                     | 2    | 90   | 2          |
| BACC30AG6      |                     | 1    | 211  | 3          |
|                |                     | 1    | 223  | 21         |
|                |                     | 1    | 352  | 2          |
|                |                     | 1    | 478  | 2          |
|                |                     | 1    | 547  | 4          |
|                |                     | 1    | 573  | 4          |
|                |                     | 1    | 668  | 3          |
|                |                     | 1    | 724  | 6          |
|                |                     | 1    | 860  | 14         |
| BACC30M5       |                     | 1    | 358  | 2          |
|                |                     | 1    | 552A | 6          |
|                |                     | 1    | 584  | 4          |
| BACC30M6       |                     | 1    | 472  | 37         |
|                |                     | 1    | 541  | 8          |
|                |                     | 1    | 567  | 8          |
|                |                     | 1    | 609  | 29         |
|                |                     | 1    | 675  | 10         |
|                |                     | 1    | 699  | 18         |
|                |                     | 1    | 723  | 30         |
| BACC30X10SW    |                     | 1    | 18   | 4          |
|                |                     | 1    | 57   | 5          |
|                |                     | 1    | 87   | 5          |
| BACC30X12SW    |                     | 1    | 27   | 2          |
| BACC30X6       |                     | 1    | 262  | 2          |
|                |                     | 1    | 529  | 6          |
| BACC30X6S      |                     | 1    | 466A | 14         |
|                |                     | 1    | 582  | 4          |
| BACC30X6SW     |                     | 1    | 274  | 2          |
| BACF22U2       |                     | 2    | 190  | 1          |
| BACF3T02G5-020 |                     | 1    | 648  | 8          |
| BACN10GW8AS    |                     | 1    | 147  | 1          |
| BACN10JC06     |                     | 1    | 777  | 16         |
| BACN10JC08CM   |                     | 1    | 800  | 18         |
| BACN10JC3      |                     | 1    | 132  | 1          |
|                |                     | 1    | 192  | 1          |

71-11-42

| PART NUMBER    | AIRLINE<br>PART NO. | FIG. | ITEM | TTL<br>REQ |
|----------------|---------------------|------|------|------------|
| BACN10JC3      |                     | 1    | 254  | 5          |
|                |                     | 1    | 759  | 8          |
|                |                     | 1    | 870  | 4          |
| BACN10JC3BAC   |                     | 1    | 904  | 40         |
| BACN10JC3C     |                     | 1    | 253  | 4          |
| BACN10JC3CD    |                     | 2    | 160  | 2          |
| BACN10JC3CM    |                     | 1    | 820  | 31         |
| BACN10JC4      |                     | 1    | 397  | 12         |
|                |                     | 1    | 403  | 4          |
|                |                     | 1    | 443X | 12         |
| BACN10JC4C     |                     | 1    | 427  | 4          |
| BACN10JC4CM    |                     | 1    | 398  | 4          |
|                |                     | 1    | 444M | 4          |
|                |                     | 1    | 828  | 2          |
|                |                     | 1    | 838  | 6          |
|                |                     | 1    | 839  | 1          |
|                |                     | 2    | 140  | 1          |
| BACN10JC6CM    |                     | 2    | 55   | 1          |
| BACN10JD103ASU |                     | 2    | 50   | 1          |
|                |                     | 2    | 110  | 1          |
| BACN10JR3CF    |                     | 1    | 854  | 7          |
| BACN10JT3CM    |                     | 1    | 884  | 2          |
|                |                     | 1    | 918  | 2          |
| BACR15BA3AD    |                     | 1    | 928  | 8          |
| BACR15BB5AD    |                     | 1    | 558  | 4          |
| BACR15CE3KE    |                     | 1    | 463A | 16         |
|                |                     | 1    | 463G | 14         |
| BACR15CE4D     |                     | 1    | 645  | 16         |
| BACR15CE5D     |                     | 1    | 726  | 2          |
| BACR15CE5KE    |                     | 1    | 792  | 4          |
|                |                     | 1    | 862  | 12         |
| BACR15CE6D     |                     | 1    | 702  | 1          |
| BACS40R09C16F  |                     | 1    | 560  | 2          |
| BACS40R09C18F  |                     | 1    | 514  | 1          |
| BACS40R09C20F  |                     | 1    | 511  | 1          |
| BACS40R09C21F  |                     | 1    | 508  | 2          |
| BACS40R09E16F  |                     | 1    | 765  | 4          |
| BACS40R10C20F  |                     | 1    | 505  | 1          |
| BACS40R10C21F  |                     | 1    | 502  | 1          |
| BACS40R10C22F  |                     | 1    | 517  | 1          |
| BACS40R10C31F  |                     | 1    | 523  | 1          |
| BACS40R11C18F  |                     | 1    | 280  | 1          |
| BACS40R11W64   |                     | 1    | 265  | 1          |

# 71-11-42

 ILLUSTRATED PARTS LIST  
 01.1 Page 1010  
 Jul 01/04

| PART NUMBER   | AIRLINE<br>PART NO. | FIG. | ITEM | TTL<br>REQ |
|---------------|---------------------|------|------|------------|
| BACS40R15C38F |                     | 1    | 81   | 1          |
| BACS40R15C39F |                     | 1    | 51   | 1          |
| BACS40R15C51F |                     | 1    | 15   | 1          |
| BACW10BP3C    |                     | 1    | 126  | 1          |
| BACW10BP5C    |                     | 1    | 424  | 4          |
| BACW10BP8C    |                     | 1    | 141  | 1          |
| BAC27TTR0041  |                     | 1    | 930  | 1          |
| BAC27TTR0043  |                     | 2    | 205  | 1          |
| BLC4BC18S     |                     | 2    | 165  | 1          |
| BRF200C3      |                     | 1    | 854  | 7          |
| BRH10A3       |                     | 1    | 132  | 1          |
|               |                     | 1    | 192  | 1          |
|               |                     | 1    | 254  | 5          |
|               |                     | 1    | 759  | 8          |
|               |                     | 1    | 870  | 4          |
| BRH10A4       |                     | 1    | 397  | 12         |
|               |                     | 1    | 403  | 4          |
|               |                     | 1    | 443X | 12         |
| BRH10A62      |                     | 1    | 777  | 16         |
| BRH10C08M     |                     | 1    | 800  | 18         |
| BRH10C3       |                     | 1    | 253  | 4          |
| BRH10C3D      |                     | 2    | 160  | 2          |
| BRH10C3M      |                     | 1    | 820  | 31         |
| BRH10C4       |                     | 1    | 427  | 4          |
| BRH10C4M      |                     | 1    | 398  | 4          |
|               |                     | 1    | 444M | 4          |
|               |                     | 1    | 828  | 2          |
|               |                     | 1    | 838  | 6          |
|               |                     | 1    | 839  | 1          |
|               |                     | 2    | 140  | 1          |
| BRH10C6M      |                     | 2    | 55   | 1          |
| B0625-022S    |                     | 2    | 125  | 1          |
| B30MY5K5      |                     | 1    | 355  | 2          |
| B30MY6K3      |                     | 1    | 484A | 2          |
| B30MY6K4      |                     | 1    | 672  | 4          |
|               |                     | 1    | 696  | 4          |
|               |                     | 1    | 720  | 8          |

71-11-42



| PART NUMBER | AIRLINE<br>PART NO. | FIG. | ITEM | TTL<br>REQ |
|-------------|---------------------|------|------|------------|
| B30MY6K5    |                     | 1    | 627  | 5          |
| B30MY6K8    |                     | 1    | 630  | 3          |
| B30NW6K3    |                     | 1    | 469  | 22         |
|             |                     | 1    | 538  | 8          |
|             |                     | 1    | 564  | 8          |
| B30NW6K4    |                     | 1    | 470  | 2          |
|             |                     | 1    | 475  | 4          |
|             |                     | 1    | 624  | 6          |
|             |                     | 1    | 669  | 6          |
|             |                     | 1    | 690  | 8          |
| B30NW6K4    |                     | 1    | 718  | 16         |
|             |                     | 1    | 858  | 14         |
| B30NW6K5    |                     | 1    | 349  | 2          |
|             |                     | 1    | 468  | 5          |
|             |                     | 1    | 487  | 2          |
|             |                     | 1    | 544  | 4          |
|             |                     | 1    | 570  | 4          |
| B30NW6K6    |                     | 1    | 467  | 8          |
|             |                     | 1    | 621  | 5          |
|             |                     | 1    | 667  | 3          |
|             |                     | 1    | 693  | 3          |
|             |                     | 1    | 717  | 6          |
| B30NW6K7    |                     | 1    | 687  | 3          |
|             |                     | 1    | 714  | 6          |
| B30NW8K6    |                     | 2    | 20   | 2          |
|             |                     | 2    | 80   | 2          |
| CL100-3B50  |                     | 2    | 185A | 1          |
| CL4BLPB1-8S |                     | 2    | 165A | 1          |
| CL4F        |                     | 2    | 190  | 1          |
| CSR925-6-3  |                     | 1    | 598A | 2          |
| F1967-01-3  |                     | 1    | 884  | 2          |
|             |                     | 1    | 918  | 2          |

# 71-11-42

 ILLUSTRATED PARTS LIST  
 01.1 Page 1012  
 Jul 01/04

| PART NUMBER  | AIRLINE<br>PART NO. | FIG. | ITEM | TTL<br>REQ |
|--------------|---------------------|------|------|------------|
| F5031-3BAC   |                     | 1    | 854  | 7          |
| HL10VAZ5-5   |                     | 1    | 355  | 2          |
| HL10VAZ6-3   |                     | 1    | 484A | 2          |
| HL10VAZ6-4   |                     | 1    | 672  | 4          |
|              |                     | 1    | 696  | 4          |
|              |                     | 1    | 720  | 8          |
| HL10VAZ6-5   |                     | 1    | 627  | 5          |
| HL10VAZ6-6   |                     | 1    | 606  | 8          |
| HL10VAZ6-8   |                     | 1    | 630  | 3          |
| HL1012AZ10-6 |                     | 1    | 45   | 3          |
|              |                     | 1    | 75   | 3          |
| HL1012AZ10-7 |                     | 1    | 12   | 4          |
| HL1012AZ10-9 |                     | 1    | 48   | 2          |
|              |                     | 1    | 78   | 2          |
| HL1012AZ12-9 |                     | 1    | 21   | 2          |
| HL1012AZ6-3  |                     | 1    | 465  | 14         |
| HL1012AZ6-4  |                     | 1    | 259  | 2          |
|              |                     | 1    | 526  | 6          |
|              |                     | 1    | 576  | 3          |
| HL1012AZ6-5  |                     | 1    | 579  | 1          |
| HL1012AZ6-7  |                     | 1    | 271  | 2          |
| HL11VAZ6-3   |                     | 1    | 469  | 22         |
| HL11VAZ6-3   |                     | 1    | 538  | 8          |
|              |                     | 1    | 564  | 8          |
| HL11VAZ6-4   |                     | 1    | 470  | 2          |
|              |                     | 1    | 475  | 4          |
|              |                     | 1    | 624  | 6          |
|              |                     | 1    | 669  | 6          |
|              |                     | 1    | 690  | 8          |
|              |                     | 1    | 718  | 16         |
|              |                     | 1    | 858  | 14         |
| HL11VAZ6-5   |                     | 1    | 349  | 2          |
|              |                     | 1    | 468  | 5          |
|              |                     | 1    | 487  | 2          |
|              |                     | 1    | 544  | 4          |
|              |                     | 1    | 570  | 4          |

**71-11-42**

| PART NUMBER | AIRLINE<br>PART NO. | FIG. | ITEM | TTL<br>REQ |
|-------------|---------------------|------|------|------------|
| HL11VAZ6-6  |                     | 1    | 467  | 8          |
|             |                     | 1    | 621  | 5          |
|             |                     | 1    | 667  | 3          |
|             |                     | 1    | 693  | 3          |
|             |                     | 1    | 717  | 6          |
| HL11VAZ6-7  |                     | 1    | 687  | 3          |
|             |                     | 1    | 714  | 6          |
| HL11VAZ8-6  |                     | 2    | 20   | 2          |
|             |                     | 2    | 80   | 2          |
| HL11V6-4    |                     | 1    | 470  | 2          |
|             |                     | 1    | 475  | 4          |
|             |                     | 1    | 624  | 6          |
|             |                     | 1    | 669  | 6          |
|             |                     | 1    | 690  | 8          |
|             |                     | 1    | 718  | 16         |
|             |                     | 1    | 858  | 14         |
|             |                     | 1    | 349  | 2          |
| HL11V6-5    |                     | 1    | 468  | 5          |
|             |                     | 1    | 487  | 2          |
|             |                     | 1    | 544  | 4          |
|             |                     | 1    | 570  | 4          |
|             |                     | 1    | 687  | 3          |
| HL11V6-7    |                     | 1    | 714  | 6          |
|             |                     | 1    | 262  | 2          |
| HL1187-6    |                     | 1    | 529  | 6          |
|             |                     | 1    | 18   | 4          |
| HL1187DUW10 |                     | 1    | 57   | 5          |
|             |                     | 1    | 87   | 5          |
|             |                     | 1    | 27   | 2          |
| HL1187DUW12 |                     | 1    | 274  | 2          |
| HL1187DUW6  |                     | 1    | 466A | 14         |
| HL1187DU6   |                     | 1    | 582  | 4          |
| HL12VAZ10-6 |                     | 1    | 45   | 3          |
|             |                     | 1    | 75   | 3          |
| HL12VAZ10-7 |                     | 1    | 12   | 4          |
| HL12VAZ10-9 |                     | 1    | 48   | 2          |
|             |                     | 1    | 78   | 2          |
| HL12VAZ12-9 |                     | 1    | 21   | 2          |
| HL12VAZ6-3  |                     | 1    | 465  | 14         |
| HL12VAZ6-4  |                     | 1    | 259  | 2          |
|             |                     | 1    | 526  | 6          |
|             |                     | 1    | 576  | 3          |
| HL12VAZ6-5  |                     | 1    | 579  | 1          |
| HL12VAZ6-7  |                     | 1    | 271  | 2          |

# 71-11-42

 ILLUSTRATED PARTS LIST  
 01.1 Page 1014  
 Jul 01/04

| PART NUMBER | AIRLINE<br>PART NO. | FIG. | ITEM | TTL<br>REQ |
|-------------|---------------------|------|------|------------|
| HL18PB5-3   |                     | 1    | 550A | 4          |
|             |                     | 1    | 583  | 2          |
| HL18PB5-5   |                     | 1    | 551  | 2          |
|             |                     | 1    | 583C | 2          |
| HL19-6A     |                     | 1    | 226  | 2          |
| HL19-6A4    |                     | 1    | 217  | 9          |
| HL19-6A4N   |                     | 1    | 900  | 40         |
| HL19-6A5    |                     | 1    | 214  | 9          |
| HL19-6A6    |                     | 1    | 220  | 3          |
| HL19-6A7    |                     | 1    | 195  | 3          |
| HL40-6-5    |                     | 1    | 277  | 2          |
| HL41-6-4    |                     | 1    | 232  | 2          |
| HL41-6-5    |                     | 1    | 886  | 4          |
|             |                     | 1    | 920  | 4          |
| HL41-6-6    |                     | 1    | 229  | 10         |
|             |                     | 1    | 244  | 4          |
| HL41PY6-4   |                     | 1    | 217  | 9          |
|             |                     | 1    | 900  | 40         |
| HL41PY6-5   |                     | 1    | 214  | 9          |
| HL41PY6-6   |                     | 1    | 220  | 3          |
| HL41PY6-7   |                     | 1    | 195  | 3          |
| HL441N6-4   |                     | 1    | 217  | 9          |
| HL441N6-5   |                     | 1    | 214  | 9          |
| HL441N6-6   |                     | 1    | 220  | 3          |
| HL441N6-7   |                     | 1    | 195  | 3          |
| HL441UC6-4  |                     | 1    | 217  | 9          |
| HL441UC6-5  |                     | 1    | 214  | 9          |
| HL441UC6-6  |                     | 1    | 220  | 3          |
| HL441UC6-7  |                     | 1    | 195  | 3          |
| HL448PZ6-4  |                     | 1    | 256  | 2          |
| HL448PZ6-5  |                     | 1    | 247  | 5          |

**71-11-42**

ILLUSTRATED PARTS LIST  
01.1 Page 1015  
Jul 01/04

| PART NUMBER | AIRLINE<br>PART NO. | FIG. | ITEM | TTL<br>REQ |
|-------------|---------------------|------|------|------------|
| HL448UC8-16 |                     | 1    | 443  | 4          |
| HL48-6-4    |                     | 1    | 256  | 2          |
| HL48-6-5    |                     | 1    | 247  | 5          |
| HL70-5      |                     | 1    | 358  | 2          |
|             |                     | 1    | 552A | 6          |
|             |                     | 1    | 584  | 4          |
| HL79-6      |                     | 1    | 472  | 37         |
|             |                     | 1    | 541  | 8          |
|             |                     | 1    | 567  | 8          |
|             |                     | 1    | 609  | 29         |
|             |                     | 1    | 675  | 10         |
|             |                     | 1    | 699  | 18         |
|             |                     | 1    | 723  | 30         |
| HL82-6APBW  |                     | 1    | 211  | 3          |
|             |                     | 1    | 223  | 21         |
|             |                     | 1    | 352  | 2          |
|             |                     | 1    | 478  | 2          |
|             |                     | 1    | 547  | 4          |
|             |                     | 1    | 573  | 4          |
|             |                     | 1    | 668  | 3          |
|             |                     | 1    | 724  | 6          |
|             |                     | 1    | 860  | 14         |
| HL87-6      |                     | 1    | 262  | 2          |
|             |                     | 1    | 529  | 6          |
| HL87DUW10   |                     | 1    | 18   | 4          |
|             |                     | 1    | 57   | 5          |
|             |                     | 1    | 87   | 5          |
| HL87DUW12   |                     | 1    | 27   | 2          |
| HL87DUW6    |                     | 1    | 274  | 2          |
| HL87DU6     |                     | 1    | 466A | 14         |
|             |                     | 1    | 582  | 4          |
| HL97DU6     |                     | 1    | 241  | 14         |
|             |                     | 1    | 282  | 2          |
|             |                     | 1    | 481  | 2          |
|             |                     | 1    | 490  | 4          |
|             |                     | 1    | 633  | 19         |
|             |                     | 1    | 888  | 4          |
|             |                     | 1    | 922  | 4          |

# 71-11-42

 ILLUSTRATED PARTS LIST  
 01.1 Page 1016  
 Jul 01/04

| PART NUMBER | AIRLINE<br>PART NO. | FIG. | ITEM | TTL<br>REQ |
|-------------|---------------------|------|------|------------|
| HL97DU8     |                     | 2    | 30   | 2          |
| HL97DU8     |                     | 2    | 90   | 2          |
| H01-08BAC   |                     | 1    | 800  | 18         |
| H01-3BAC    |                     | 1    | 820  | 31         |
| H01-4BAC    |                     | 1    | 398  | 4          |
|             |                     | 1    | 444M | 4          |
|             |                     | 1    | 828  | 2          |
|             |                     | 1    | 838  | 6          |
|             |                     | 1    | 839  | 1          |
|             |                     | 2    | 140  | 1          |
| H01-6BAC    |                     | 2    | 55   | 1          |
| H10-06BAC   |                     | 1    | 777  | 16         |
| H10-3BAC    |                     | 1    | 132  | 1          |
|             |                     | 1    | 192  | 1          |
|             |                     | 1    | 254  | 5          |
|             |                     | 1    | 759  | 8          |
|             |                     | 1    | 870  | 4          |
| H10-4BAC    |                     | 1    | 397  | 12         |
|             |                     | 1    | 403  | 4          |
|             |                     | 1    | 443X | 12         |
| H2620-1     |                     | 1    | 783  | 4          |
| H2827-11    |                     | 1    | 399A | 4          |
| H2827-13    |                     | 1    | 399E | 4          |
| H2827-17    |                     | 1    | 399H | 4          |
| H2840-13    |                     | 1    | 430A | 4          |
| H2901-1     |                     | 1    | 786B | 4          |
| H3071K2406  |                     | 1    | 399E | 4          |
| H31-3BAC    |                     | 1    | 253  | 4          |
| H31-4BAC    |                     | 1    | 427  | 4          |
| H51650-3BAC |                     | 2    | 160  | 2          |
| LHSSGTMB8A  |                     | 1    | 174D | 1          |
| L8006K6     |                     | 1    | 606  | 8          |

**71-11-42**

ILLUSTRATED PARTS LIST  
01.1 Page 1017  
Jul 01/04

| PART NUMBER | AIRLINE<br>PART NO. | FIG. | ITEM | TTL<br>REQ |
|-------------|---------------------|------|------|------------|
| L802-10K6   |                     | 1    | 45   | 3          |
|             |                     | 1    | 75   | 3          |
| L802-10K7   |                     | 1    | 12   | 4          |
| L802-10K9   |                     | 1    | 48   | 2          |
|             |                     | 1    | 78   | 2          |
| L802-12K9   |                     | 1    | 21   | 2          |
| L802-6K3    |                     | 1    | 465  | 14         |
| L802-6K4    |                     | 1    | 259  | 2          |
| L802-6K4    |                     | 1    | 526  | 6          |
|             |                     | 1    | 576  | 3          |
| L802-6K5    |                     | 1    | 579  | 1          |
| L802-6K7    |                     | 1    | 271  | 2          |
| L803-6-4    |                     | 1    | 470  | 2          |
|             |                     | 1    | 475  | 4          |
|             |                     | 1    | 624  | 6          |
|             |                     | 1    | 669  | 6          |
|             |                     | 1    | 690  | 8          |
|             |                     | 1    | 718  | 16         |
|             |                     | 1    | 858  | 14         |
| L803-6-5    |                     | 1    | 349  | 2          |
|             |                     | 1    | 468  | 5          |
|             |                     | 1    | 487  | 2          |
|             |                     | 1    | 544  | 4          |
|             |                     | 1    | 570  | 4          |
| L803-6-7    |                     | 1    | 687  | 3          |
|             |                     | 1    | 714  | 6          |
| L803-6K3    |                     | 1    | 469  | 22         |
|             |                     | 1    | 538  | 8          |
|             |                     | 1    | 564  | 8          |
| L803-6K6    |                     | 1    | 467  | 8          |
|             |                     | 1    | 621  | 5          |
|             |                     | 1    | 667  | 3          |
|             |                     | 1    | 693  | 3          |
|             |                     | 1    | 717  | 6          |
| L803-8K6    |                     | 2    | 20   | 2          |
|             |                     | 2    | 80   | 2          |
| L8055-3     |                     | 1    | 550A | 4          |
|             |                     | 1    | 583  | 2          |
| L8055-5     |                     | 1    | 551  | 2          |
|             |                     | 1    | 583C | 2          |
| L839-6A     |                     | 1    | 226  | 2          |
| L839-6A4    |                     | 1    | 217  | 9          |
| L839-6A4N   |                     | 1    | 900  | 40         |
| L839-6A5    |                     | 1    | 214  | 9          |
| L839-6A6    |                     | 1    | 220  | 3          |

# 71-11-42

 ILLUSTRATED PARTS LIST  
 01.1 Page 1018  
 Jul 01/04

| PART NUMBER   | AIRLINE<br>PART NO. | FIG. | ITEM | TTL<br>REQ |
|---------------|---------------------|------|------|------------|
| L839-6A7      |                     | 1    | 195  | 3          |
| MS16562-10    |                     | 1    | 741A | 4          |
| MS16562-11    |                     | 1    | 738  | 4          |
| MS16562-13    |                     | 1    | 741  | 4          |
| MS16562-9     |                     | 1    | 738A | 4          |
| MS17984C418   |                     | 2    | 165B | 1          |
| MS20247M4-6   |                     | 1    | 111  | 4          |
| MS20427M3     |                     | 1    | 852  | 14         |
| MS20470AD4-20 |                     | 2    | 195  | 2          |
| MS20615-4M4   |                     | 1    | 846  | 12         |
| MS21919WCJ18  |                     | 2    | 180  | 2          |
| MS21919WCJ5   |                     | 2    | 175  | 2          |
| MS24665-151   |                     | 2    | 35   | 1          |
|               |                     | 2    | 95   | 1          |
| MS27111-5     |                     | 1    | 165  | 1          |
| MS27183-12    |                     | 2    | 130  | 1          |
| MS27253-2     |                     | 1    | 932  | 1          |
| NAS12003      |                     | 1    | 882  | 4          |
|               |                     | 1    | 916  | 4          |
| NAS1503-7     |                     | 1    | 186  | 1          |
| NAS509-8      |                     | 1    | 162  | 1          |
| NAS6704-13    |                     | 1    | 376  | 6          |
|               |                     | 1    | 443M | 6          |
| NAS6704-14    |                     | 1    | 443D | 4          |
| NAS6704-15    |                     | 1    | 379  | 6          |
|               |                     | 1    | 443H | 4          |
|               |                     | 1    | 443R | 6          |
| NAS6704HU2    |                     | 1    | 842  | 6          |
| NS103203S02   |                     | 1    | 854  | 7          |
| NS202101-02   |                     | 1    | 132  | 1          |
|               |                     | 1    | 192  | 1          |
|               |                     | 1    | 254  | 5          |
|               |                     | 1    | 759  | 8          |
|               |                     | 1    | 870  | 4          |

**71-11-42**

ILLUSTRATED PARTS LIST  
01.1 Page 1019  
Jul 01/04



| PART NUMBER   | AIRLINE<br>PART NO. | FIG. | ITEM | TTL<br>REQ |
|---------------|---------------------|------|------|------------|
| NS202101-048  |                     | 1    | 397  | 12         |
|               |                     | 1    | 403  | 4          |
|               |                     | 1    | 443X | 12         |
| NS202101SE02  |                     | 1    | 820  | 31         |
| NS202101SE82  |                     | 1    | 800  | 18         |
| NS202101S02   |                     | 1    | 253  | 4          |
| NS202101S048  |                     | 1    | 427  | 4          |
| NS202486-02   |                     | 2    | 160  | 2          |
| P20510        |                     | 1    | 174D | 1          |
| P20660        |                     | 1    | 30   | 1          |
|               |                     | 1    | 60   | 1          |
|               |                     | 1    | 90   | 1          |
| P22680        |                     | 1    | 595  | 1          |
| P25370        |                     | 1    | 448B | 1          |
|               |                     | 1    | 453A | 1          |
|               |                     | 1    | 458A | 1          |
| P25380        |                     | 1    | 595P | 1          |
| RC1108        |                     | 2    | 32   | 2          |
|               |                     | 2    | 92   | 2          |
| RMLH9075-3W   |                     | 1    | 132  | 1          |
|               |                     | 1    | 192  | 1          |
|               |                     | 1    | 254  | 5          |
|               |                     | 1    | 759  | 8          |
|               |                     | 1    | 870  | 4          |
| RMLH9075-4W   |                     | 1    | 397  | 12         |
|               |                     | 1    | 403  | 4          |
|               |                     | 1    | 443X | 12         |
| RMLH9075-62W  |                     | 1    | 777  | 16         |
| S15936        |                     | 1    | 872  | 1          |
| S302T001-215  |                     | 1    | 174D | 1          |
| S302T001-215A |                     | 1    | 174E | 1          |
| S302T001-300A |                     | 1    | 30   | 1          |
|               |                     | 1    | 60   | 1          |
|               |                     | 1    | 90   | 1          |

# 71-11-42

 ILLUSTRATED PARTS LIST  
 01.1 Page 1020  
 Jul 01/04

| PART NUMBER   | AIRLINE<br>PART NO. | FIG. | ITEM | TTL<br>REQ |
|---------------|---------------------|------|------|------------|
| S302T001-406A |                     | 1    | 595  | 1          |
| S302T001-410  |                     | 1    | 448B | 1          |
|               |                     | 1    | 453A | 1          |
|               |                     | 1    | 458A | 1          |
| S302T001-411A |                     | 1    | 595P | 1          |
| S311T306-2    |                     | 1    | 786B | 4          |
| S314N102-1    |                     | 1    | 430  | 4          |
| S314N104-1    |                     | 1    | 399E | 4          |
| S314N104-3    |                     | 1    | 399H | 4          |
| S314T220-14   |                     | 2    | 65B  | 1          |
| S314T220-17   |                     | 2    | 65C  | 1          |
| S314T220-18   |                     | 2    | 65G  | 1          |
| S314T220-3    |                     | 2    | 32   | 2          |
|               |                     | 2    | 92   | 2          |
| S314T220-6    |                     | 2    | 145  | 1          |
|               |                     | 2    | 200  | 1          |
| TL10068-103   |                     | 1    | 399H | 4          |
| T6C1032J      |                     | 1    | 253  | 4          |
| T6C1032JCD    |                     | 2    | 160  | 2          |
| T6C1032JM     |                     | 1    | 820  | 31         |
| T6C428J       |                     | 1    | 427  | 4          |
| T6C428JM      |                     | 1    | 398  | 4          |
|               |                     | 1    | 444M | 4          |
|               |                     | 1    | 828  | 2          |
|               |                     | 1    | 838  | 6          |
|               |                     | 1    | 839  | 1          |
|               |                     | 2    | 140  | 1          |
| T6C832JM      |                     | 1    | 800  | 18         |
| T6S1032J      |                     | 1    | 132  | 1          |
|               |                     | 1    | 192  | 1          |
|               |                     | 1    | 254  | 5          |
|               |                     | 1    | 759  | 8          |
|               |                     | 1    | 870  | 4          |

71-11-42

| PART NUMBER | AIRLINE<br>PART NO. | FIG. | ITEM | TTL<br>REQ |
|-------------|---------------------|------|------|------------|
| T6S428J     |                     | 1    | 397  | 12         |
|             |                     | 1    | 403  | 4          |
|             |                     | 1    | 443X | 12         |
| T6S632J     |                     | 1    | 777  | 16         |
| T8093C1032  |                     | 1    | 854  | 7          |
| VN152B1-02  |                     | 1    | 854  | 7          |
| VN303A02    |                     | 1    | 132  | 1          |
|             |                     | 1    | 192  | 1          |
|             |                     | 1    | 254  | 5          |
|             |                     | 1    | 759  | 8          |
|             |                     | 1    | 870  | 4          |
|             |                     | 1    | 397  | 12         |
| VN303A048   |                     | 1    | 403  | 4          |
|             |                     | 1    | 443X | 12         |
|             |                     | 1    | 777  | 16         |
| VN303A62    |                     | 1    | 253  | 4          |
| VN303B02    |                     | 1    | 427  | 4          |
| VN303B048   |                     | 1    | 820  | 31         |
| VN303D02    |                     | 1    | 398  | 4          |
|             |                     | 1    | 444M | 4          |
|             |                     | 1    | 828  | 2          |
| VN303D048   |                     | 1    | 838  | 6          |
|             |                     | 1    | 839  | 1          |
|             |                     | 2    | 140  | 1          |
| VN303D82    |                     | 1    | 800  | 18         |
| VTB08680    |                     | 1    | 174D | 1          |
| VTB4520     |                     | 1    | 30   | 1          |
|             |                     | 1    | 60   | 1          |
|             |                     | 1    | 90   | 1          |
| WC22-5-3    |                     | 1    | 550A | 4          |
|             |                     | 1    | 583  | 2          |
| WC22-5-5    |                     | 1    | 551  | 2          |
|             |                     | 1    | 583C | 2          |
| WC36-6-5    |                     | 1    | 277  | 2          |
| WC376-4     |                     | 1    | 232  | 2          |
| WC376-5     |                     | 1    | 886  | 4          |
|             |                     | 1    | 920  | 4          |
| WC376-6     |                     | 1    | 229  | 10         |
|             |                     | 1    | 244  | 4          |
| WC4488-16   |                     | 1    | 443  | 4          |
| 015T0438-81 |                     | 1    | 1C   | RF         |
| 015T0438-82 |                     | 1    | 3C   | RF         |
| 015T0438-83 |                     | 1    | 1D   | RF         |
| 015T0438-84 |                     | 1    | 3D   | RF         |

# 71-11-42

 ILLUSTRATED PARTS LIST  
 01.1 Page 1022  
 Jul 01/04

| PART NUMBER   | AIRLINE<br>PART NO. | FIG. | ITEM | TTL<br>REQ |
|---------------|---------------------|------|------|------------|
| 101F9201-3    |                     | 1    | 854  | 7          |
| 101LH9075-3W  |                     | 1    | 253  | 4          |
| 101LH9075-4W  |                     | 1    | 427  | 4          |
| 102LH9075-3W  |                     | 2    | 160  | 2          |
| 102LH9075-6   |                     | 2    | 55   | 1          |
| 109LH9075-3W  |                     | 1    | 820  | 31         |
| 109LH9075-4W  |                     | 1    | 398  | 4          |
|               |                     | 1    | 444M | 4          |
|               |                     | 1    | 828  | 2          |
|               |                     | 1    | 838  | 6          |
|               |                     | 1    | 839  | 1          |
|               |                     | 2    | 140  | 1          |
| 109LH9075-82W |                     | 1    | 800  | 18         |
| 123423-4-10   |                     | 1    | 370A | 2          |
|               |                     | 1    | 444B | 2          |
| 123423-4-12   |                     | 1    | 373A | 2          |
|               |                     | 1    | 444F | 2          |
| 123423-4-14   |                     | 1    | 444  | 2          |
| 314T1339-1    |                     | 1    | 445D | 3          |
| 314T1339-14   |                     | 1    | 445J | 1          |
| 314T1339-4    |                     | 1    | 445H | 1          |
| 314T3019-1    |                     | 1    | 409  | 1          |
| 314T3019-4    |                     | 1    | 412  | 1          |
| 314T3019-5    |                     | 1    | 415  | 2          |
| 314T3210-185  |                     | 1    | 597X | 1          |
| 314T3210-245  |                     | 1    | 499  | 1          |
| 314T3210-264  |                     | 1    | 654  | 8          |
| 314T3210-289  |                     | 1    | 464G | 1          |
| 314T3210-290  |                     | 1    | 464H | 1          |
| 314T3210-46   |                     | 1    | 864  | 1          |
| 314T3210-50   |                     | 1    | 54   | 1          |
| 314T3210-57   |                     | 1    | 464  | 1          |

71-11-42

| PART NUMBER   | AIRLINE<br>PART NO. | FIG. | ITEM | TTL<br>REQ |
|---------------|---------------------|------|------|------------|
| 314T3210-59   |                     | 1    | 24   | 1          |
| 314T3210-82   |                     | 1    | 84   | 1          |
| 314T3210-96   |                     | 1    | 398G | 8          |
| 314T3212-10   |                     | 1    | 590G | 1          |
|               |                     | 2    | 1B   | RF         |
| 314T3212-5001 |                     | 2    | 75   | 1          |
| 314T3212-5003 |                     | 2    | 15A  | 1          |
| 314T3212-5004 |                     | 2    | 15B  | 1          |
| 314T3212-5005 |                     | 2    | 15C  | 1          |
| 314T3212-7    |                     | 1    | 589  | 1          |
|               |                     | 2    | 1    | RF         |
| 314T3212-9    |                     | 1    | 590  | 1          |
|               |                     | 2    | 1A   | RF         |
| 314T3213-1    |                     | 1    | 28   | 1          |
| 314T3213-15   |                     | 1    | 446  | 1          |
| 314T3213-16   |                     | 1    | 447  | 1          |
| 314T3213-2    |                     | 1    | 29   | 1          |
| 314T3213-3    |                     | 1    | 33   | 1          |
|               |                     | 1    | 449  | 1          |
| 314T3213-4    |                     | 1    | 36   | 1          |
|               |                     | 1    | 450  | 1          |
| 314T3214-11   |                     | 1    | 58   | 1          |
| 314T3214-12   |                     | 1    | 59   | 1          |
| 314T3214-15   |                     | 1    | 63   | 1          |
|               |                     | 1    | 454A | 1          |
| 314T3214-16   |                     | 1    | 66   | 1          |
|               |                     | 1    | 455  | 1          |
| 314T3214-19   |                     | 1    | 451A | 1          |
| 314T3214-20   |                     | 1    | 452  | 1          |
| 314T3215-1    |                     | 1    | 88   | 1          |
| 314T3215-10   |                     | 1    | 457A | 1          |
| 314T3215-2    |                     | 1    | 89   | 1          |

# 71-11-42

 ILLUSTRATED PARTS LIST  
 01.1 Page 1024  
 Jul 01/04

| PART NUMBER | AIRLINE<br>PART NO. | FIG. | ITEM | TTL<br>REQ |
|-------------|---------------------|------|------|------------|
| 314T3215-3  |                     | 1    | 93   | 1          |
|             |                     | 1    | 459  | 1          |
| 314T3215-4  |                     | 1    | 96   | 1          |
|             |                     | 1    | 460A | 1          |
| 314T3215-9  |                     | 1    | 456  | 1          |
| 314T3220-7  |                     | 1    | 535  | 1          |
| 314T3220-8  |                     | 1    | 556  | 1          |
| 314T3221-7  |                     | 1    | 561  | 1          |
| 314T3221-8  |                     | 1    | 588  | 1          |
| 314T3230-10 |                     | 1    | 804  | 2          |
| 314T3230-24 |                     | 1    | 735  | 4          |
| 314T3230-31 |                     | 1    | 789  | 1          |
| 314T3230-36 |                     | 1    | 802  | 2          |
| 314T3230-43 |                     | 1    | 708  | 1          |
| 314T3230-44 |                     | 1    | 732  | 2          |
| 314T3230-52 |                     | 1    | 666  | 1          |
| 314T3230-53 |                     | 1    | 684  | 1          |
| 314T3230-54 |                     | 1    | 711  | 2          |
| 314T3230-55 |                     | 1    | 768  | 4          |
| 314T3230-56 |                     | 1    | 660  | 1          |
| 314T3230-57 |                     | 1    | 663  | 1          |
| 314T3230-58 |                     | 1    | 747  | 1          |
| 314T3230-59 |                     | 1    | 744  | 1          |
| 314T3230-60 |                     | 1    | 681  | 1          |
| 314T3230-8  |                     | 1    | 780  | 4          |
| 314T3230-9  |                     | 1    | 806  | 2          |
| 314T3231-1  |                     | 1    | 762  | 4          |
| 314T3234-1  |                     | 1    | 850A | 1          |
| 314T3234-21 |                     | 1    | 850  | 1          |
| 314T3234-27 |                     | 1    | 850C | 1          |
| 314T3234-29 |                     | 1    | 850B | 1          |
| 314T3236-1  |                     | 1    | 808  | 1          |
| 314T3236-2  |                     | 1    | 810  | 1          |
| 314T3236-3  |                     | 1    | 810A | 1          |
| 314T3237-8  |                     | 1    | 856  | 1          |
| 314T3237-9  |                     | 1    | 874  | 1          |
| 314T3242-1  |                     | 1    | 832  | 1          |
| 314T3242-5  |                     | 1    | 833  | 1          |
| 314T3247-5  |                     | 2    | 5A   | 1          |
| 314T3247-6  |                     | 2    | 10A  | 1          |

**71-11-42**

ILLUSTRATED PARTS LIST  
01.1 Page 1025  
Jul 01/04

| PART NUMBER   | AIRLINE<br>PART NO. | FIG. | ITEM | TTL<br>REQ |
|---------------|---------------------|------|------|------------|
| 314T3250-101  |                     | 1    | 599  | 1          |
| 314T3250-103  |                     | 1    | 238  | 1          |
| 314T3250-104  |                     | 1    | 239  | 1          |
| 314T3250-113  |                     | 1    | 924  | 1          |
| 314T3250-114  |                     | 1    | 926  | 1          |
| 314T3250-115  |                     | 1    | 1    | RF         |
| 314T3250-116  |                     | 1    | 3    | RF         |
| 314T3250-117  |                     | 1    | 461  | 1          |
| 314T3250-118  |                     | 1    | 462  | 1          |
| 314T3250-131  |                     | 1    | 158  | 1          |
| 314T3250-132  |                     | 1    | 158A | 1          |
| 314T3250-133  |                     | 1    | 144A | 1          |
| 314T3250-134  |                     | 1    | 153A | 1          |
| 314T3250-149  |                     | 1    | 198A | 1          |
| 314T3250-150  |                     | 1    | 400A | 1          |
|               |                     | 1    | 445M | 1          |
| 314T3250-151  |                     | 1    | 461B | 1          |
| 314T3250-152  |                     | 1    | 462B | 1          |
| 314T3250-153  |                     | 1    | 461A | 1          |
| 314T3250-154  |                     | 1    | 462A | 1          |
| 314T3250-181  |                     | 1    | 461C | 1          |
| 314T3250-182  |                     | 1    | 462C | 1          |
| 314T3250-183  |                     | 1    | 1A   | RF         |
| 314T3250-184  |                     | 1    | 3A   | RF         |
| 314T3250-190  |                     | 1    | 445R | 1          |
| 314T3250-193  |                     | 1    | 461D | 1          |
| 314T3250-194  |                     | 1    | 462D | 1          |
| 314T3250-195  |                     | 1    | 1B   | RF         |
| 314T3250-196  |                     | 1    | 3B   | RF         |
| 314T3250-198  |                     | 1    | 10A  | 1          |
| 314T3250-45   |                     | 1    | 496  | 1          |
| 314T3250-46   |                     | 1    | 493  | 1          |
| 314T3250-50   |                     | 1    | 532  | 1          |
| 314T3250-5001 |                     | 1    | 440  | 1          |
| 314T3250-5002 |                     | 1    | 441  | 1          |
| 314T3250-5003 |                     | 1    | 440B | 1          |
| 314T3250-5004 |                     | 1    | 441B | 1          |
| 314T3250-5005 |                     | 1    | 440A | 1          |
| 314T3250-5006 |                     | 1    | 441A | 1          |
| 314T3250-5011 |                     | 1    | 440C | 1          |
| 314T3250-5012 |                     | 1    | 441C | 1          |
| 314T3250-5013 |                     | 1    | 440D | 1          |
| 314T3250-5014 |                     | 1    | 441D | 1          |
| 314T3250-5015 |                     | 1    | 440E | 1          |
| 314T3250-5016 |                     | 1    | 441E | 1          |
| 314T3250-5017 |                     | 1    | 440F | 1          |

# 71-11-42

 ILLUSTRATED PARTS LIST  
 01.1 Page 1026  
 Jul 01/04

| PART NUMBER   | AIRLINE<br>PART NO. | FIG. | ITEM | TTL<br>REQ |
|---------------|---------------------|------|------|------------|
| 314T3250-5018 |                     | 1    | 441F | 1          |
| 314T3250-5019 |                     | 1    | 440G | 1          |
| 314T3250-5021 |                     | 1    | 440H | 1          |
| 314T3250-5022 |                     | 1    | 441H | 1          |
| 314T3250-5023 |                     | 1    | 440J | 1          |
| 314T3250-5024 |                     | 1    | 441J | 1          |
| 314T3250-5025 |                     | 1    | 440K | 1          |
| 314T3250-5026 |                     | 1    | 441K | 1          |
| 314T3250-5027 |                     | 1    | 440L | 1          |
| 314T3250-5028 |                     | 1    | 441L | 1          |
| 314T3250-5029 |                     | 1    | 440M | 1          |
| 314T3250-5030 |                     | 1    | 441M | 1          |
| 314T3250-5031 |                     | 1    | 440N | 1          |
| 314T3250-77   |                     | 1    | 235  | 1          |
| 314T3250-78   |                     | 1    | 236  | 1          |
| 314T3250-95   |                     | 1    | 268  | 1          |
| 314T3250-96   |                     | 1    | 269  | 1          |
| 314T3250-99   |                     | 1    | 399G | 1          |
| 314T3256-1    |                     | 1    | 876  | 1          |
| 314T3256-2    |                     | 1    | 878  | 1          |
| 314T3256-3    |                     | 1    | 910  | 1          |
| 314T3256-4    |                     | 1    | 912  | 1          |
| 314T3256-5    |                     | 1    | 906  | 1          |
| 314T3256-6    |                     | 1    | 908  | 1          |
| 314T3256-7    |                     | 1    | 890  | 1          |
| 314T3256-8    |                     | 1    | 892  | 1          |
| 314T3261-1    |                     | 1    | 600A | 1          |
| 314T3261-2    |                     | 1    | 615A | 1          |
| 314T3262-3    |                     | 1    | 618A | 1          |
| 314T3262-4    |                     | 1    | 642A | 1          |
| 314T3269-3    |                     | 1    | 168  | 1          |
| 314T3269-4    |                     | 1    | 159  | 1          |
| 314T3269-5    |                     | 1    | 177  | 1          |
| 314T3270-5    |                     | 1    | 156B | 1          |
| 314T3270-6    |                     | 1    | 156C | 1          |

**71-11-42**



| PART NUMBER   | AIRLINE<br>PART NO. | FIG. | ITEM | TTL<br>REQ |
|---------------|---------------------|------|------|------------|
| 314T3272-3    |                     | 1    | 99A  | 1          |
| 314T3272-4    |                     | 1    | 120A | 1          |
| 314T3281-1    |                     | 1    | 592  | 1          |
| 314T3281-10   |                     | 1    | 597C | 1          |
| 314T3281-11   |                     | 1    | 592D | 1          |
| 314T3281-13   |                     | 1    | 596B | 1          |
| 314T3281-18   |                     | 1    | 597D | 1          |
| 314T3281-21   |                     | 1    | 596C | 1          |
| 314T3281-22   |                     | 1    | 593E | 1          |
| 314T3281-23   |                     | 1    | 592J | 1          |
| 314T3281-3    |                     | 1    | 592A | 1          |
| 314T3281-4    |                     | 1    | 593C | 1          |
| 314T3281-7    |                     | 1    | 596  | 1          |
| 314T3281-9    |                     | 1    | 596A | 1          |
| 314T3282-1    |                     | 1    | 600  | 1          |
| 314T3282-2    |                     | 1    | 615  | 1          |
| 314T3290-1    |                     | 1    | 135  | 1          |
| 314T3801-3    |                     | 1    | 822  | 1          |
| 314T3801-5001 |                     | 1    | 823  | 1          |
| 314T3801-5003 |                     | 1    | 823A | 1          |
| 314T3803-7    |                     | 1    | 840  | 1          |
| 314T3804-1    |                     | 1    | 848  | 6          |
| 314T3811-3    |                     | 1    | 830  | 1          |
| 314T3812-4    |                     | 2    | 115  | 1          |
| 314T4005-10   |                     | 1    | 364  | 1          |
|               |                     | 1    | 588R | 1          |
| 314T4005-11   |                     | 1    | 588K | 1          |
| 314T4005-9    |                     | 1    | 361  | 1          |
|               |                     | 1    | 588J | 1          |
| 315T1448-2    |                     | 1    | 418A | 2          |
| 315T1448-5    |                     | 1    | 421A | 2          |

# 71-11-42

 ILLUSTRATED PARTS LIST  
 01.1 Page 1028  
 Jul 01/04

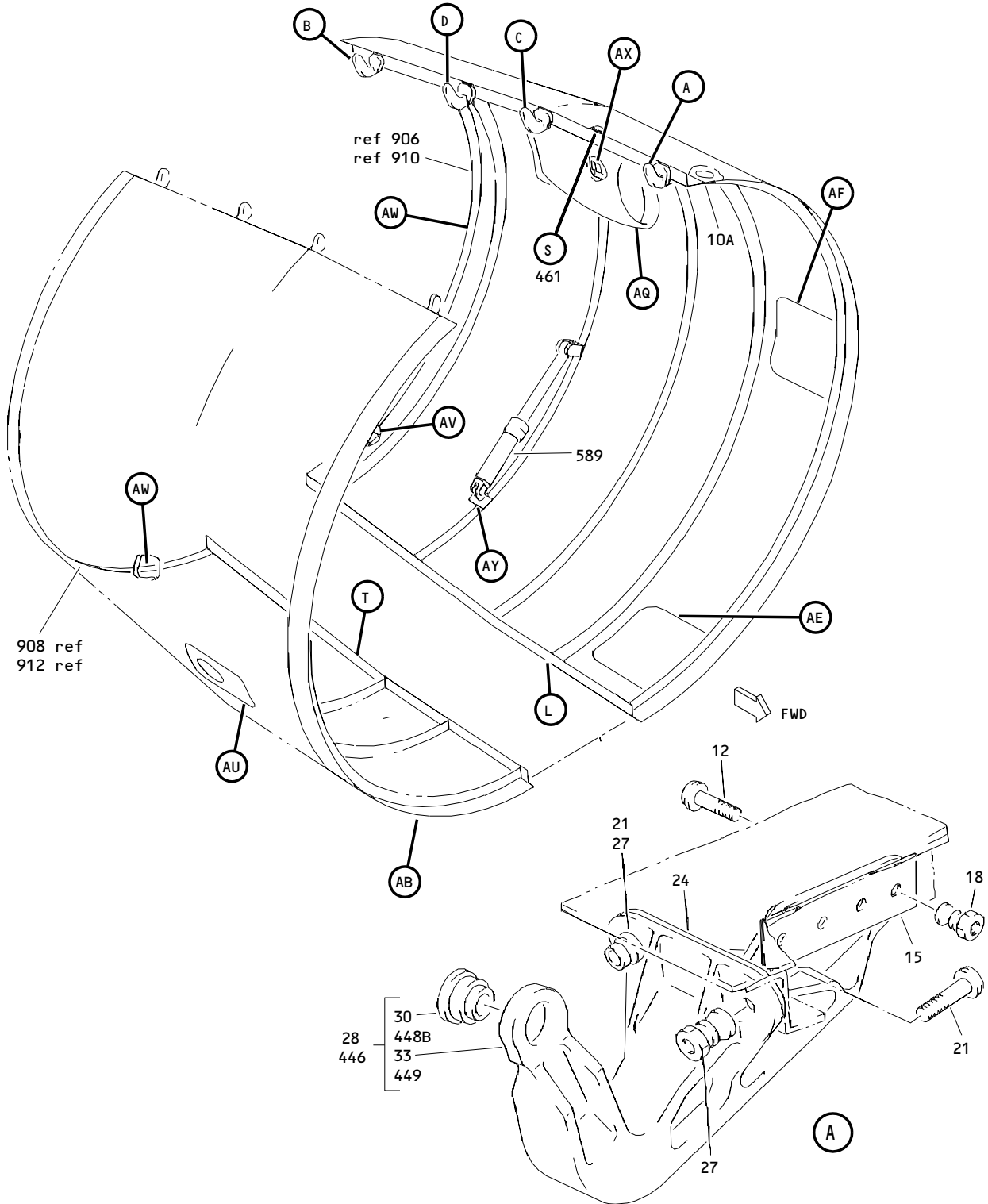
| PART NUMBER | AIRLINE<br>PART NO. | FIG. | ITEM | TTL<br>REQ |
|-------------|---------------------|------|------|------------|
| 315T3159-2  |                     | 2    | 150  | 1          |
| 315T3159-3  |                     | 2    | 170  | 1          |
| 315T3605-4  |                     | 2    | 25   | 2          |
|             |                     | 2    | 85   | 2          |
| 325167      |                     | 2    | 190  | 1          |
| 43018-101   |                     | 1    | 783  | 4          |
| 43018-102   |                     | 1    | 783  | 4          |
| 60B90142-1  |                     | 1    | 872  | 1          |
| 60B90142-2  |                     | 1    | 872A | 1          |
| 60B90300-4  |                     | 1    | 783  | 4          |
| 62550-5-3   |                     | 1    | 550A | 4          |
|             |                     | 1    | 583  | 2          |
| 62550-5-5   |                     | 1    | 551  | 2          |
|             |                     | 1    | 583C | 2          |
| 63-9651-1   |                     | 1    | 108  | 2          |
| 66-10344-1  |                     | 1    | 105  | 2          |
| 66-25039-0  |                     | 1    | 114  | 2          |
| 66-25040-4  |                     | 1    | 117  | 2          |
| 66014-5     |                     | 1    | 358  | 2          |
|             |                     | 1    | 552A | 6          |
|             |                     | 1    | 584  | 4          |
| 66014-6     |                     | 1    | 472  | 37         |
|             |                     | 1    | 541  | 8          |
|             |                     | 1    | 567  | 8          |
|             |                     | 1    | 609  | 29         |
|             |                     | 1    | 675  | 10         |
|             |                     | 1    | 699  | 18         |
|             |                     | 1    | 723  | 30         |
| 67067-6A5U  |                     | 1    | 277  | 2          |
| 67068-6A4   |                     | 1    | 217  | 9          |
| 67068-6A4U  |                     | 1    | 232  | 2          |
| 67068-6A5   |                     | 1    | 214  | 9          |
| 67068-6A5U  |                     | 1    | 886  | 4          |
|             |                     | 1    | 920  | 4          |
| 67068-6A6   |                     | 1    | 220  | 3          |
| 67068-6A6U  |                     | 1    | 229  | 10         |
|             |                     | 1    | 244  | 4          |
| 67068-6A7   |                     | 1    | 195  | 3          |
| 69308-6A4U  |                     | 1    | 256  | 2          |

71-11-42

| PART NUMBER    | AIRLINE<br>PART NO. | FIG. | ITEM | TTL<br>REQ |
|----------------|---------------------|------|------|------------|
| 69308-6A5U     |                     | 1    | 247  | 5          |
| 69308-8A16     |                     | 1    | 443  | 4          |
| 83C10035       |                     | 1    | 872A | 1          |
| 9NS202101SE048 |                     | 1    | 398  | 4          |
| 9NS202101SE048 |                     | 1    | 444M | 4          |
|                |                     | 1    | 828  | 2          |
|                |                     | 1    | 838  | 6          |
|                |                     | 1    | 839  | 1          |
|                |                     | 2    | 140  | 1          |
| 9409-11        |                     | 1    | 399E | 4          |
| 9415-1         |                     | 1    | 430  | 4          |
| 9488-13        |                     | 1    | 786B | 4          |
| 96-02          |                     | 1    | 132  | 1          |
|                |                     | 1    | 192  | 1          |
|                |                     | 1    | 254  | 5          |
|                |                     | 1    | 759  | 8          |
|                |                     | 1    | 870  | 4          |
| 96-048         |                     | 1    | 397  | 12         |
|                |                     | 1    | 403  | 4          |
|                |                     | 1    | 443X | 12         |
| 96-62          |                     | 1    | 777  | 16         |
| 97-02          |                     | 1    | 253  | 4          |
| 97-048         |                     | 1    | 427  | 4          |
| 97E02          |                     | 1    | 820  | 31         |
| 97E064         |                     | 2    | 55   | 1          |
| 97E48          |                     | 1    | 398  | 4          |
|                |                     | 1    | 444M | 4          |
|                |                     | 1    | 828  | 2          |
|                |                     | 1    | 838  | 6          |
|                |                     | 1    | 839  | 1          |
|                |                     | 2    | 140  | 1          |
| 97E82          |                     | 1    | 800  | 18         |

# 71-11-42

 ILLUSTRATED PARTS LIST  
 01.1 Page 1030  
 Jul 01/04

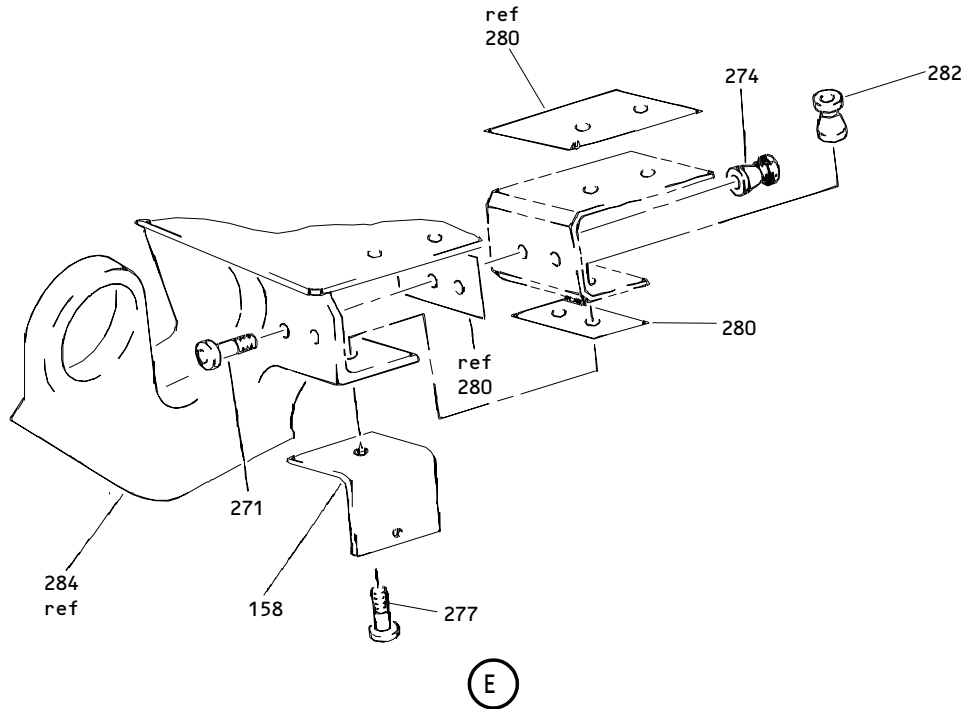
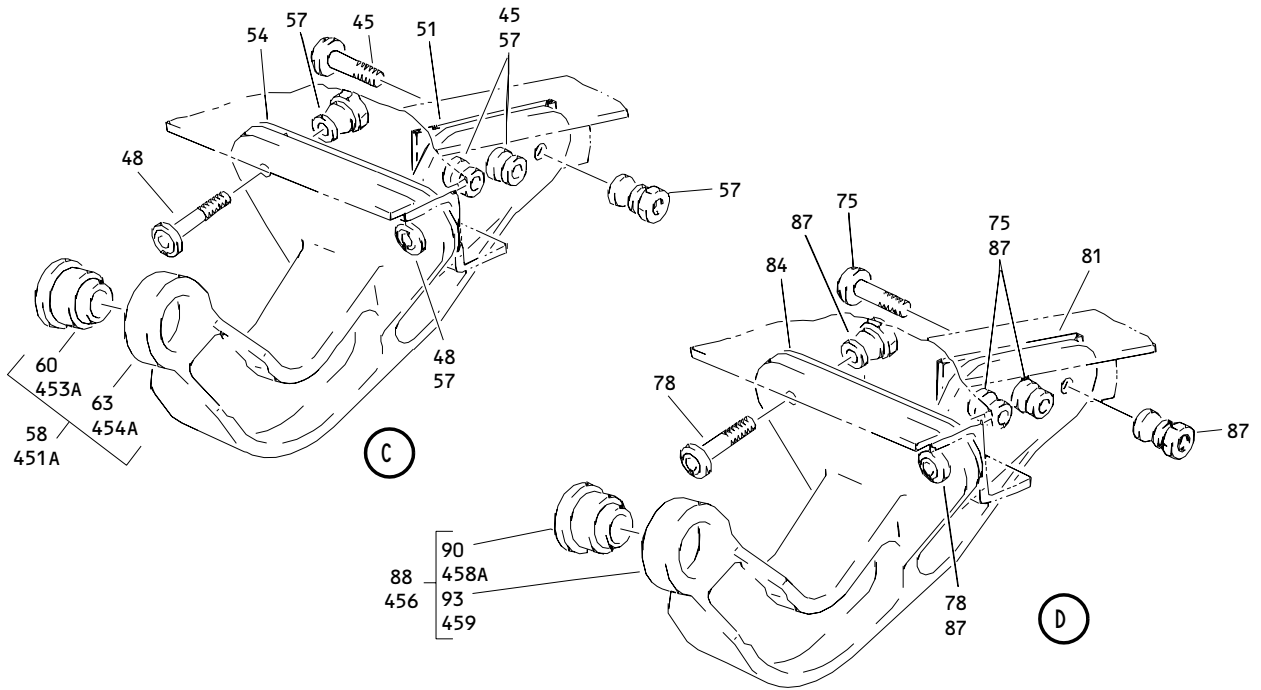


Core Cowl Assembly  
Figure 1 (Sheet 1)

**71-11-42**

ILLUSTRATED PARTS LIST  
01.1 Page 1031  
Jul 01/04

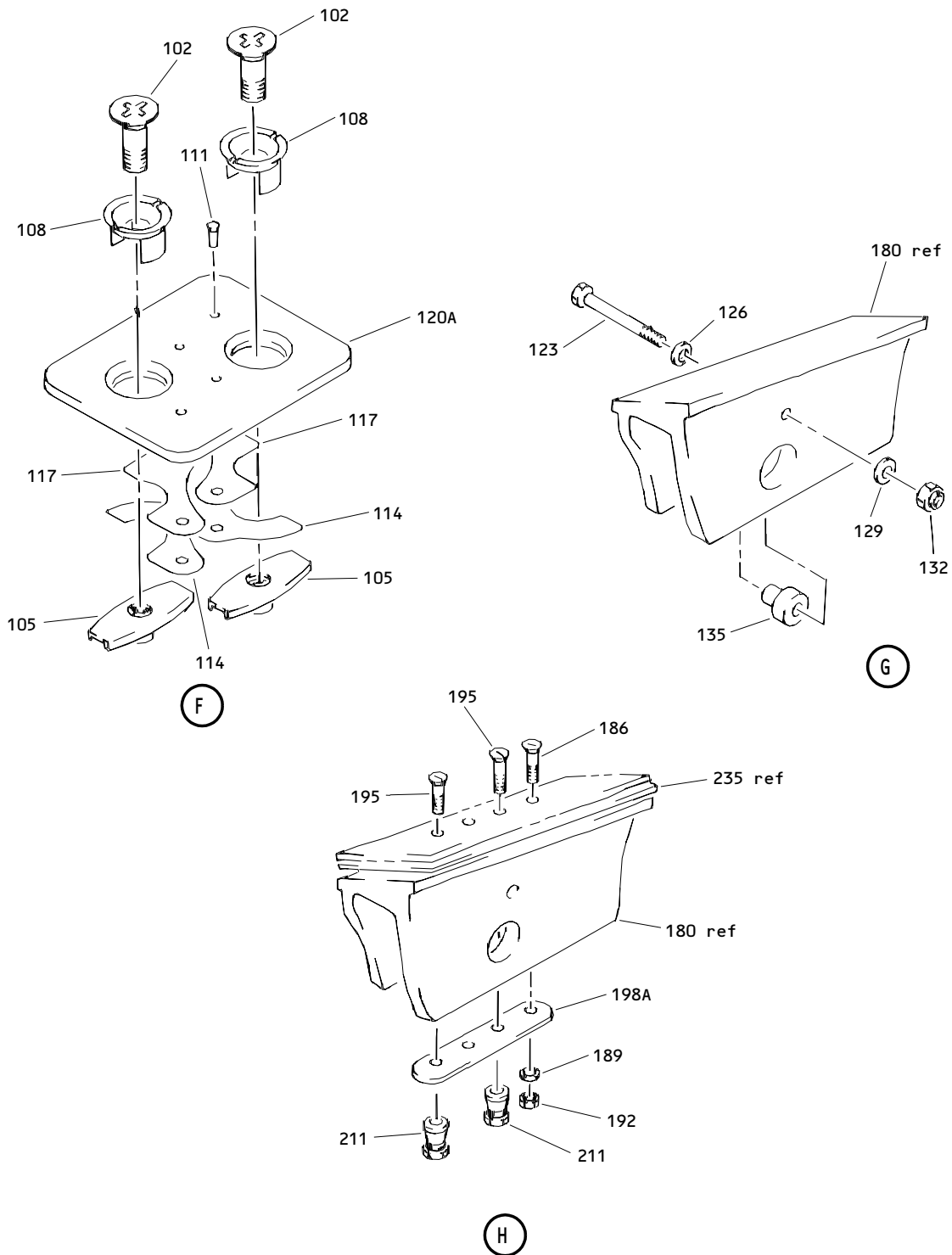




Core Cowl Assembly  
Figure 1 (Sheet 3)

**71-11-42**

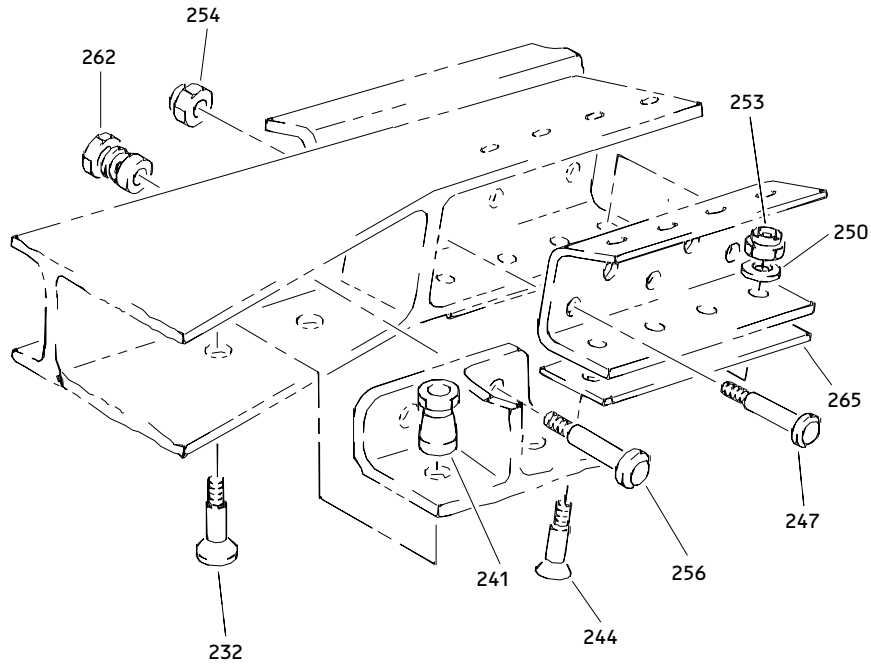
ILLUSTRATED PARTS LIST  
01.1 Page 1033  
Jul 01/04



Core Cowl Assembly  
 Figure 1 (Sheet 4)

**71-11-42**

ILLUSTRATED PARTS LIST  
 01.1 Page 1034  
 Jul 01/04



(K)

**WARNING**

DO NOT STAND BETWEEN CORE COWL AND ENGINE UNLESS CORE COWL IS SUPPORTED BY HOLD OPEN ROD. AN EXPOSED RED BAND WITH THE WORD "UNLOCKED" ON HOLD OPEN ROD INDICATES THE ROD IS NOT LOCKED. THE ROD MUST BE FULLY EXTENDED AND THE RED BAND MUST BE COVERED FOR ROD TO BE LOCKED. SERIOUS INJURY MAY RESULT FROM FALLING CORE COWL PANEL IF ROD IS NOT INSTALLED AND LOCKED.

930

(AZ)

Core Cowl Assembly  
Figure 1 (Sheet 5)

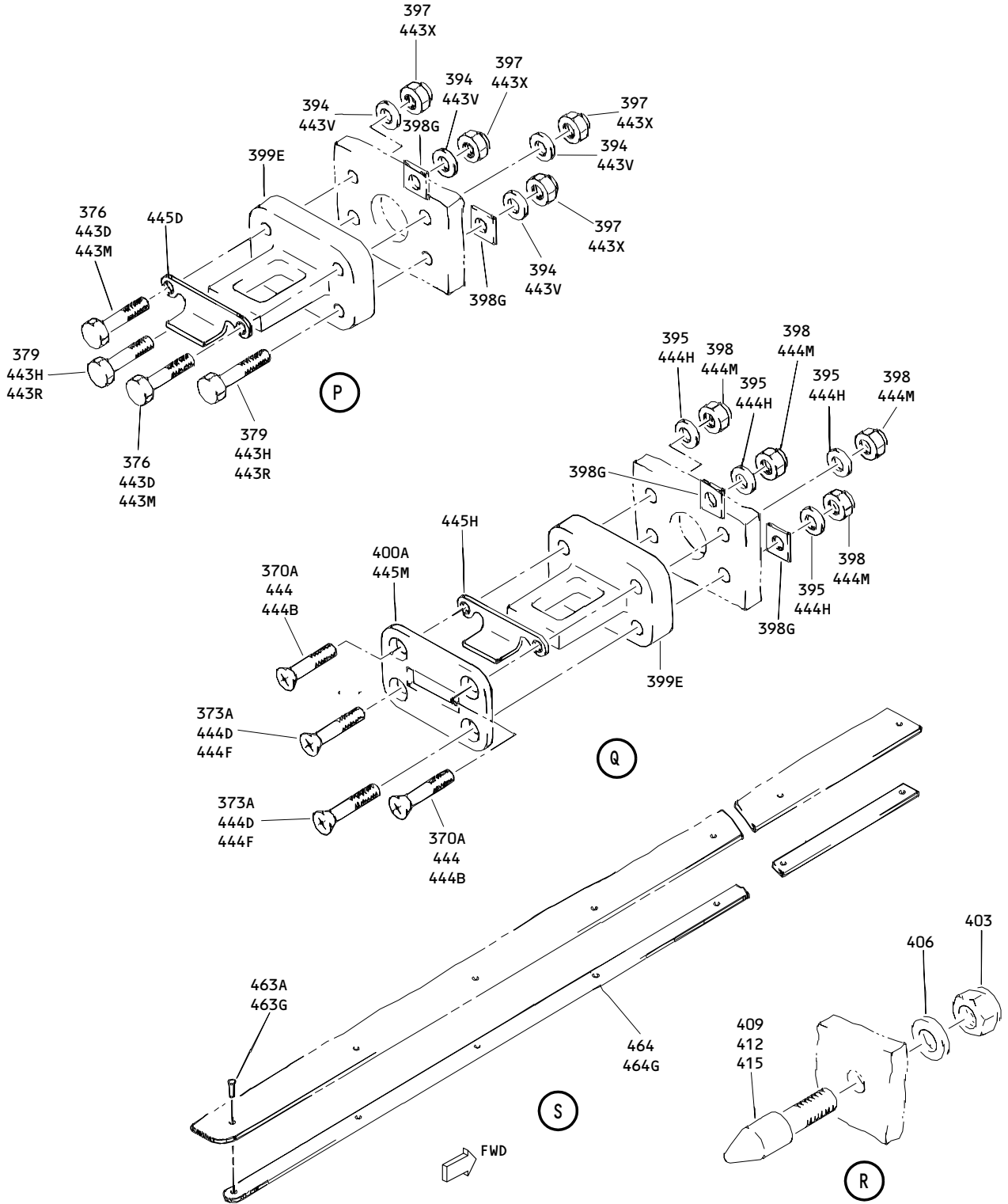
**71-11-42**

ILLUSTRATED PARTS LIST  
01.1 Page 1035  
Jul 01/04





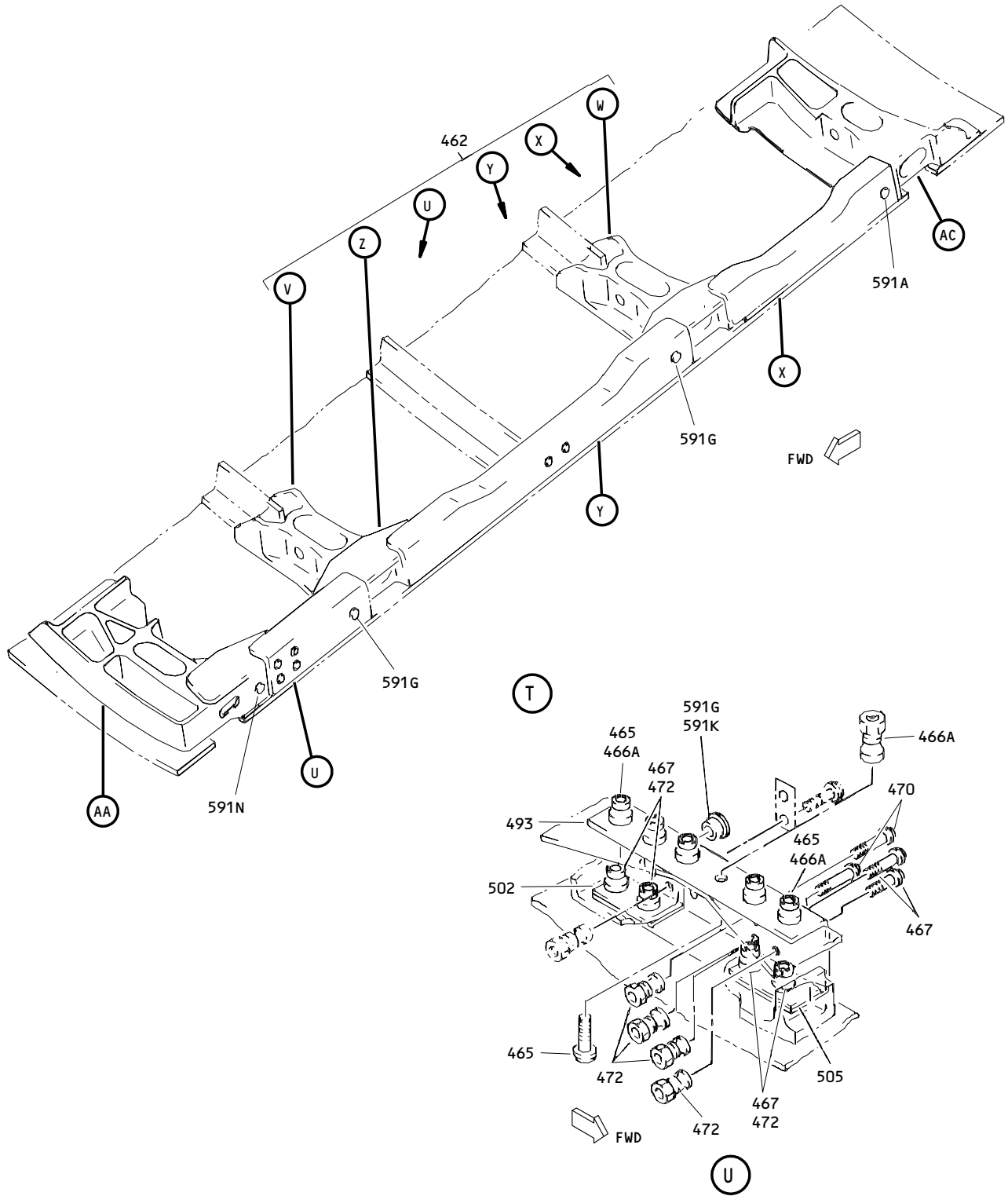
**BOEING**  
COMPONENT  
MAINTENANCE MANUAL



Core Cowl Assembly  
Figure 1 (Sheet 7)

**71-11-42**

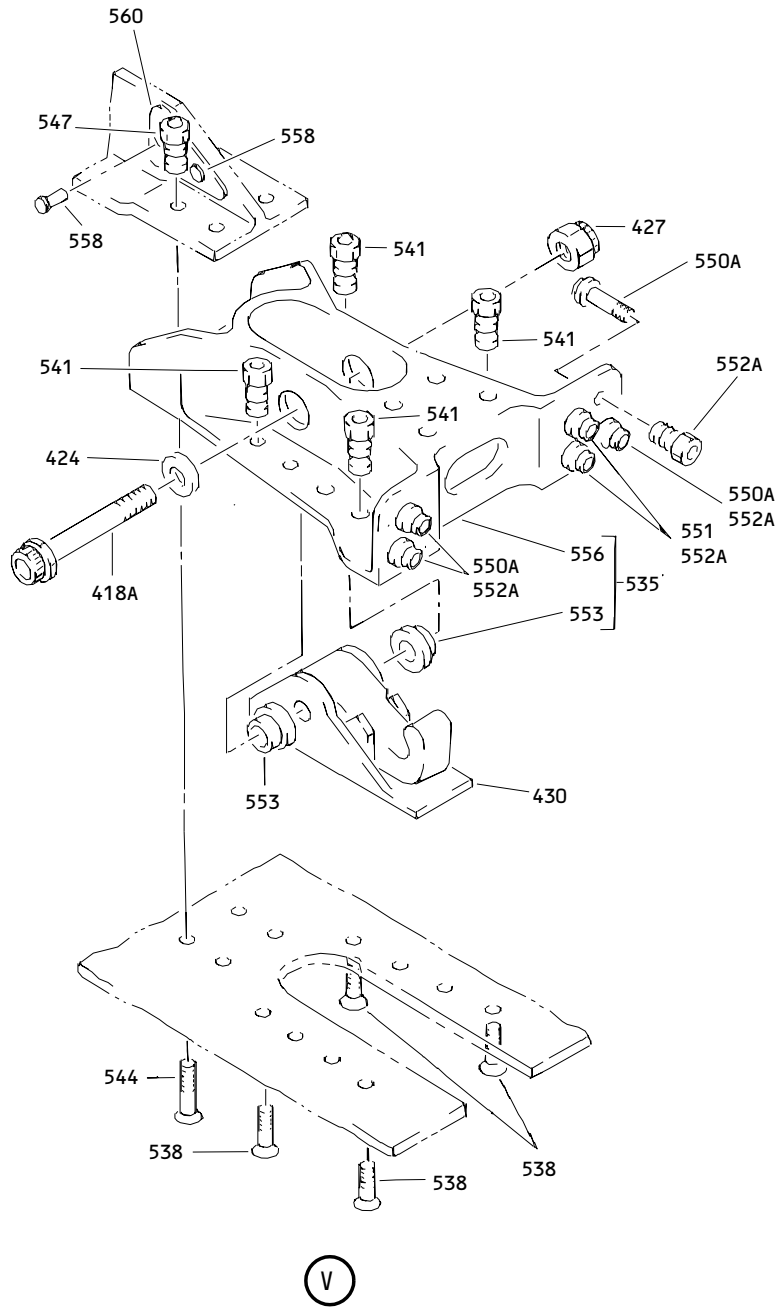
ILLUSTRATED PARTS LIST  
01.1 Page 1037  
Jul 01/04



Core Cowl Assembly  
 Figure 1 (Sheet 8)

**71-11-42**

ILLUSTRATED PARTS LIST  
 01.1 Page 1038  
 Jul 01/04



(V)

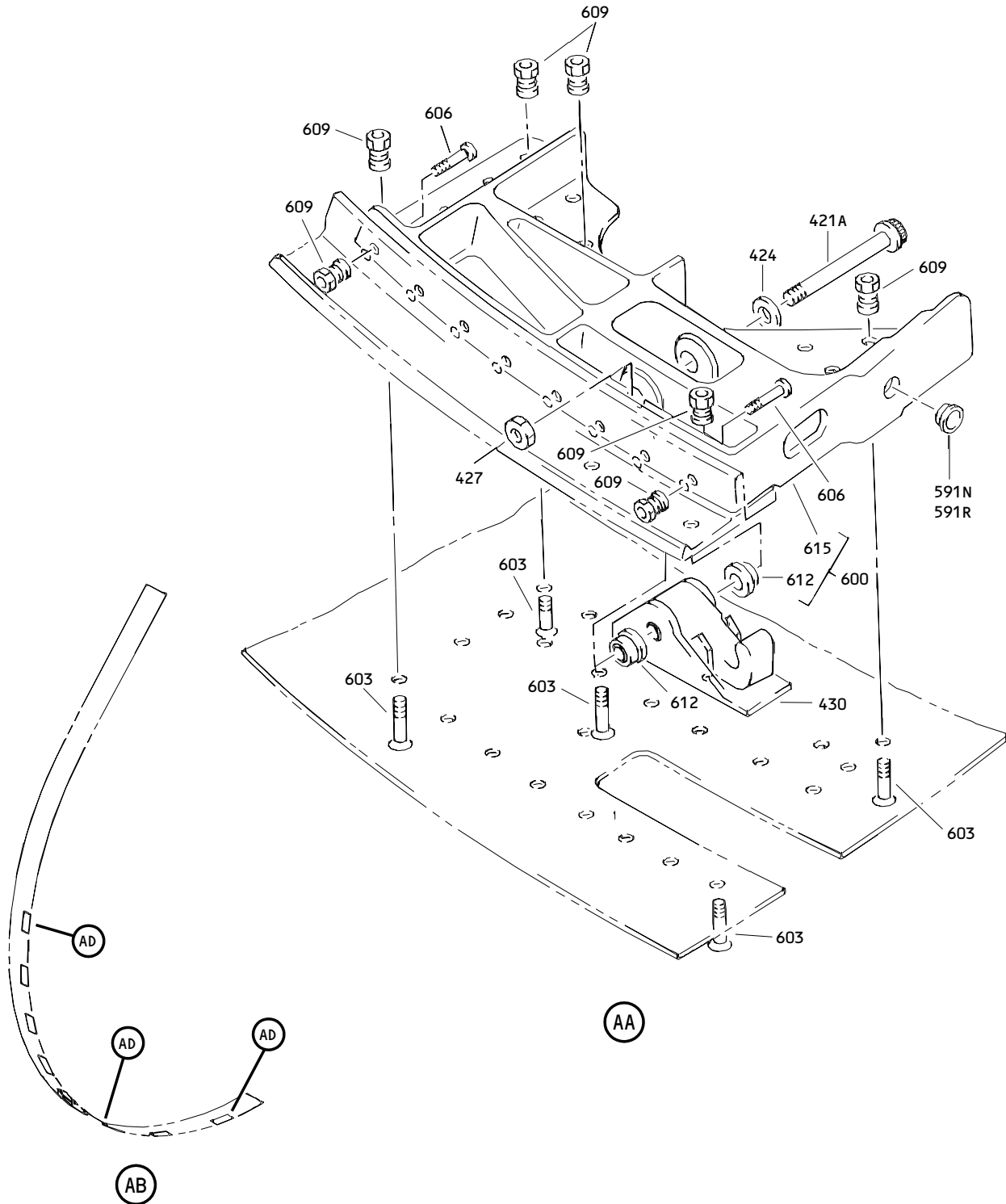
Core Cowl Assembly  
Figure 1 (Sheet 9)

71-11-42

ILLUSTRATED PARTS LIST  
01.1 Page 1039  
Jul 01/04



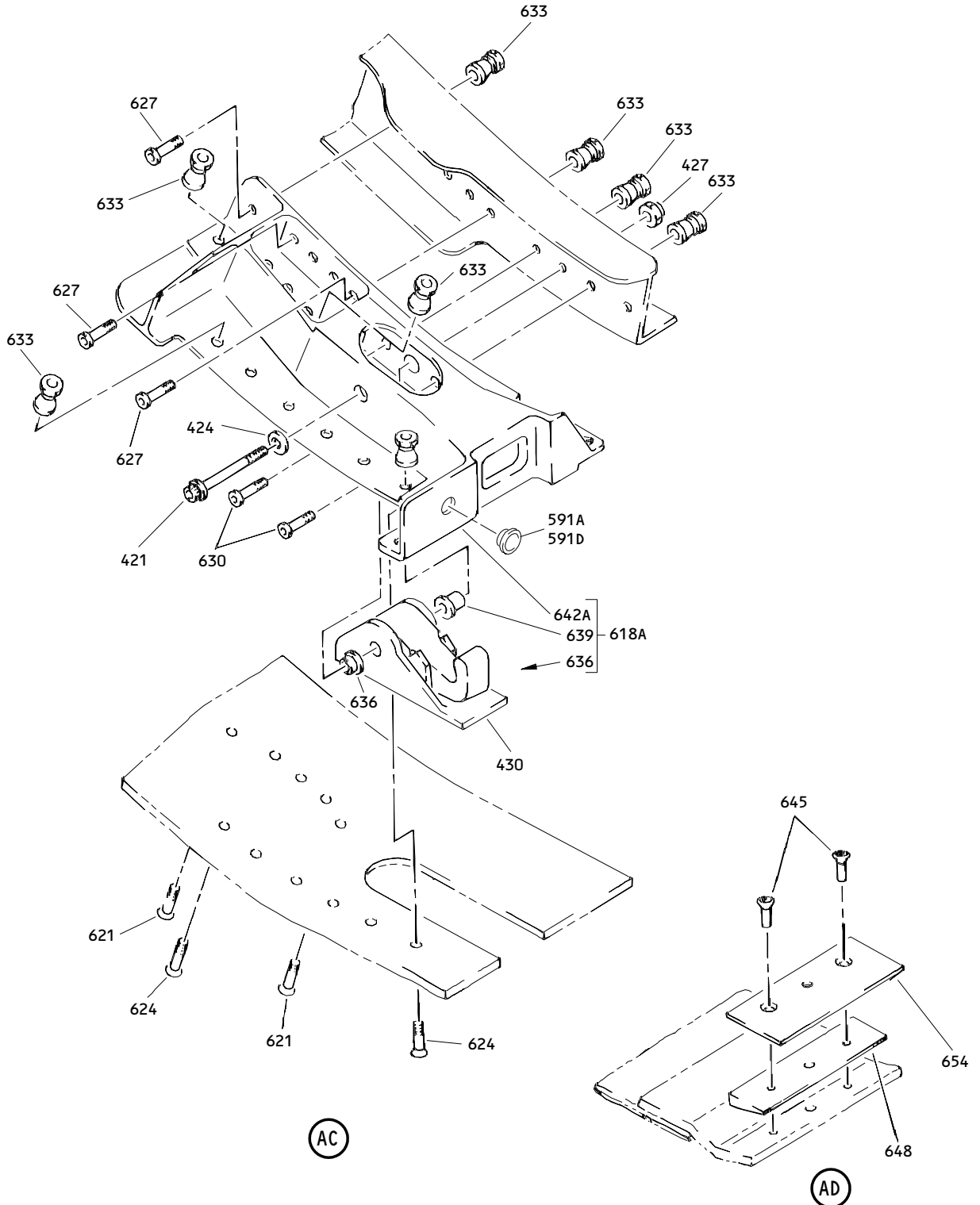




Core Cowl Assembly  
 Figure 1 (Sheet 12)

**71-11-42**

ILLUSTRATED PARTS LIST  
 01.1 Page 1042  
 Jul 01/04

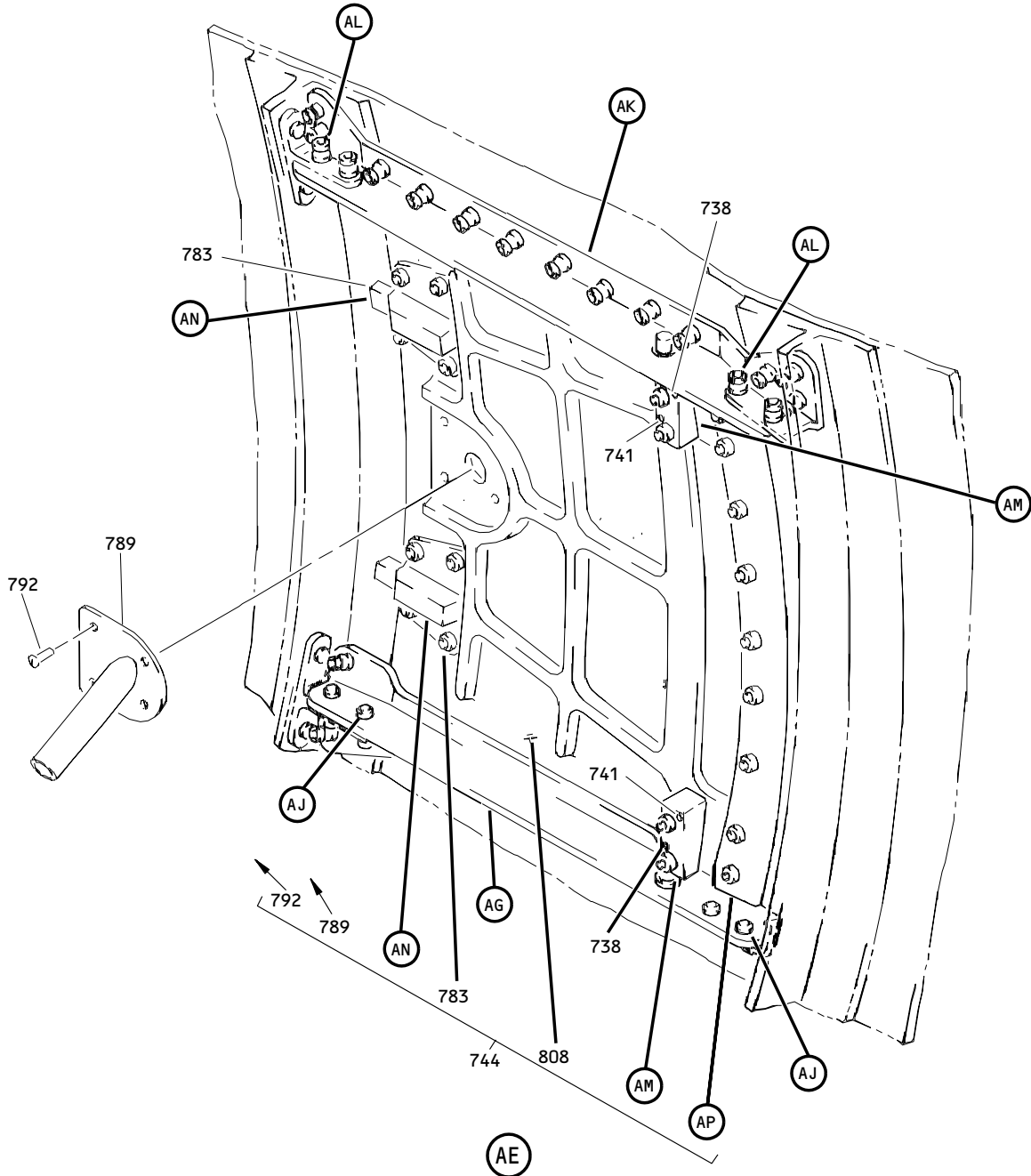


Core Cowl Assembly  
Figure 1 (Sheet 13)

**71-11-42**

ILLUSTRATED PARTS LIST  
01.1 Page 1043  
Jul 01/04

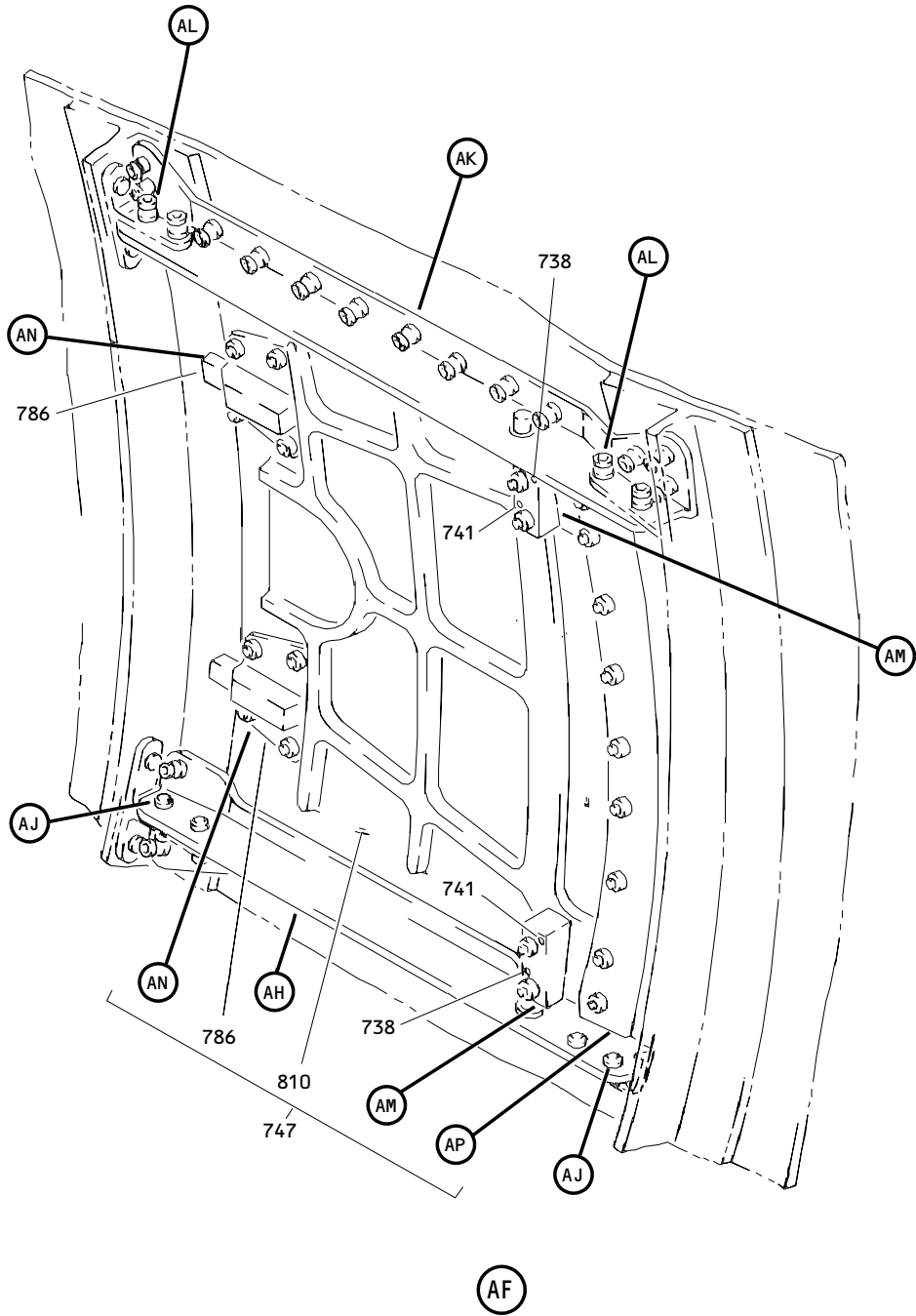




Core Cowl Assembly  
Figure 1 (Sheet 14)

**71-11-42**

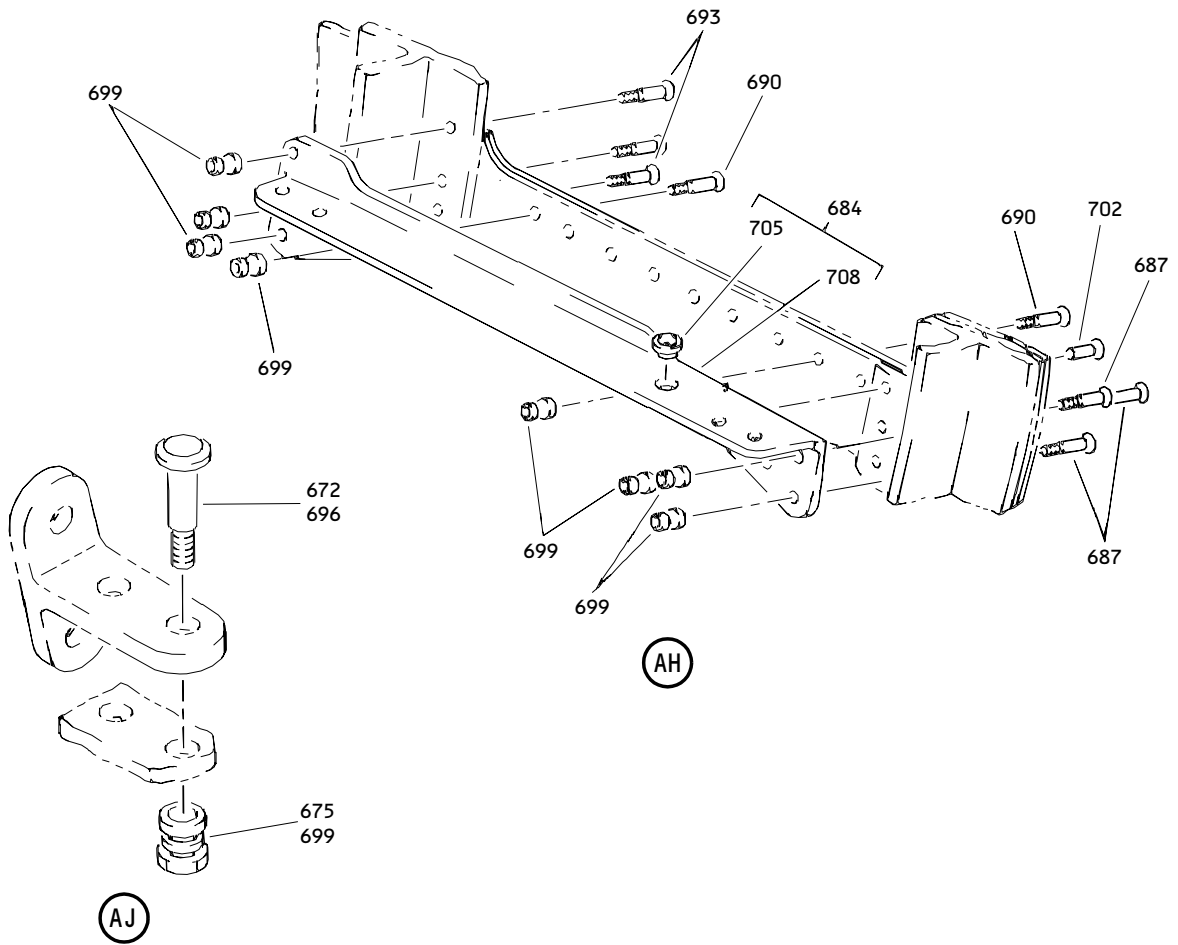
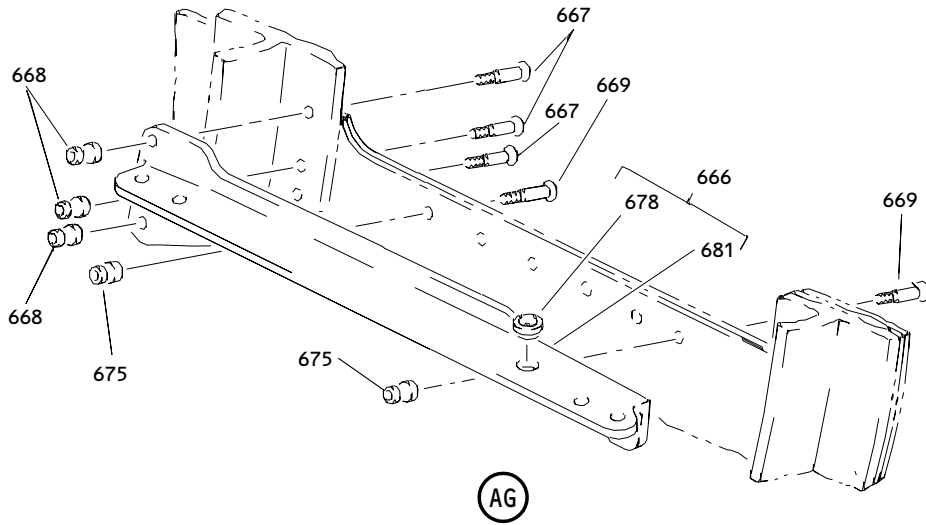
ILLUSTRATED PARTS LIST  
01.1 Page 1044  
Jul 01/04



Core Cowl Assembly  
Figure 1 (Sheet 15)

**71-11-42**

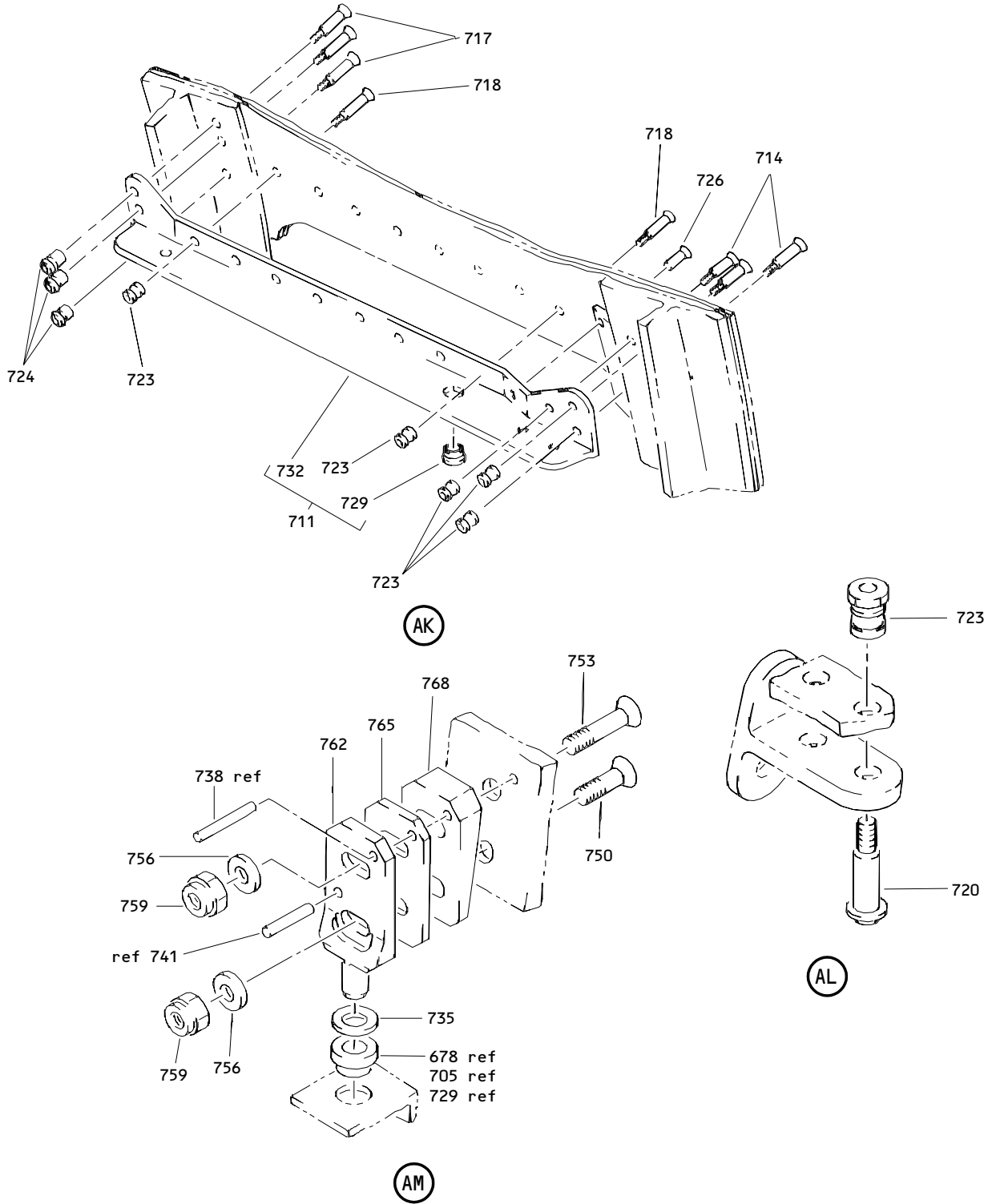
ILLUSTRATED PARTS LIST  
01.1 Page 1045  
Jul 01/04



Core Cowl Assembly  
 Figure 1 (Sheet 16)

**71-11-42**

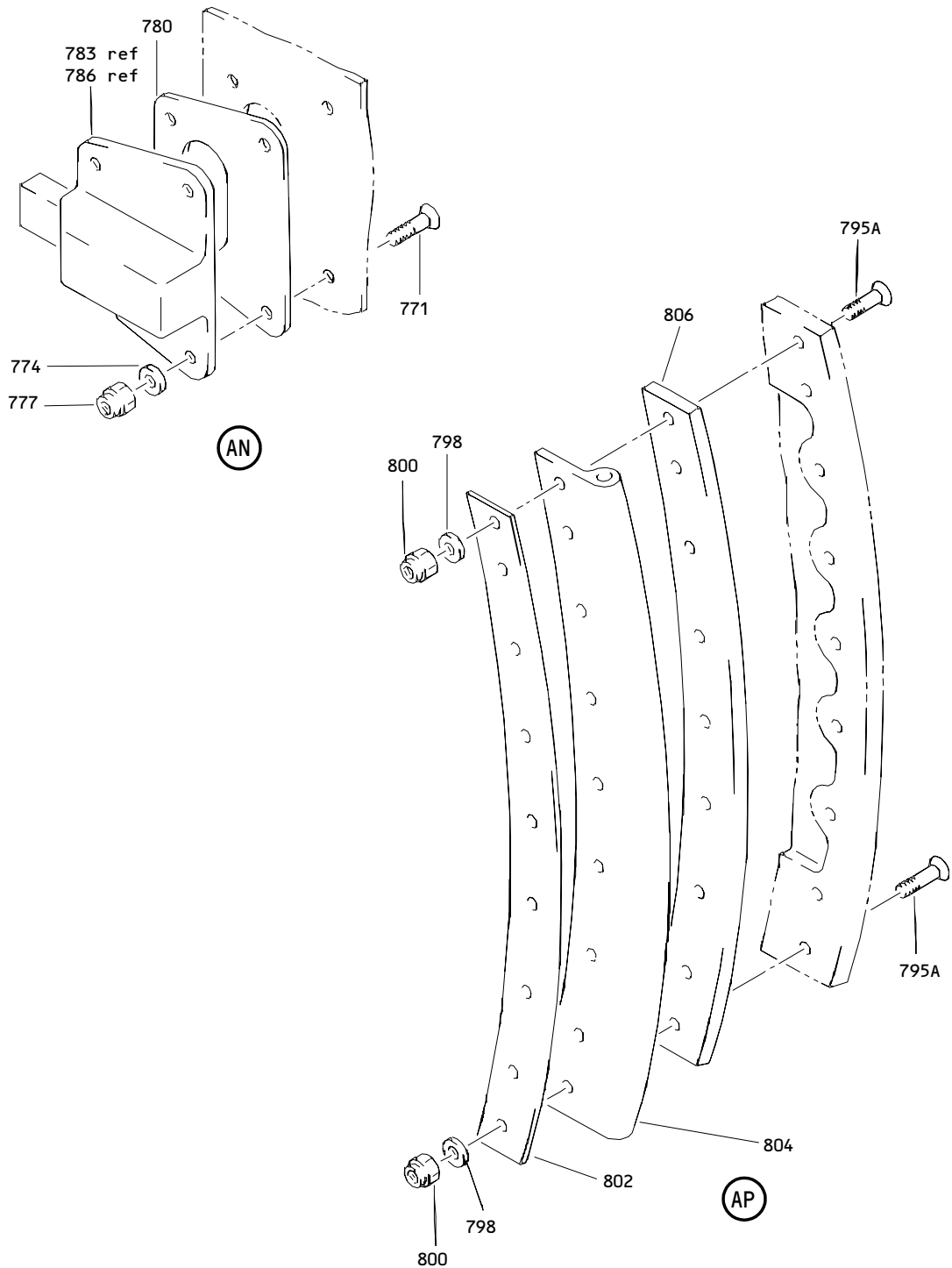
ILLUSTRATED PARTS LIST  
 01.1 Page 1046  
 Jul 01/04



Core Cowl Assembly  
Figure 1 (Sheet 17)

**71-11-42**

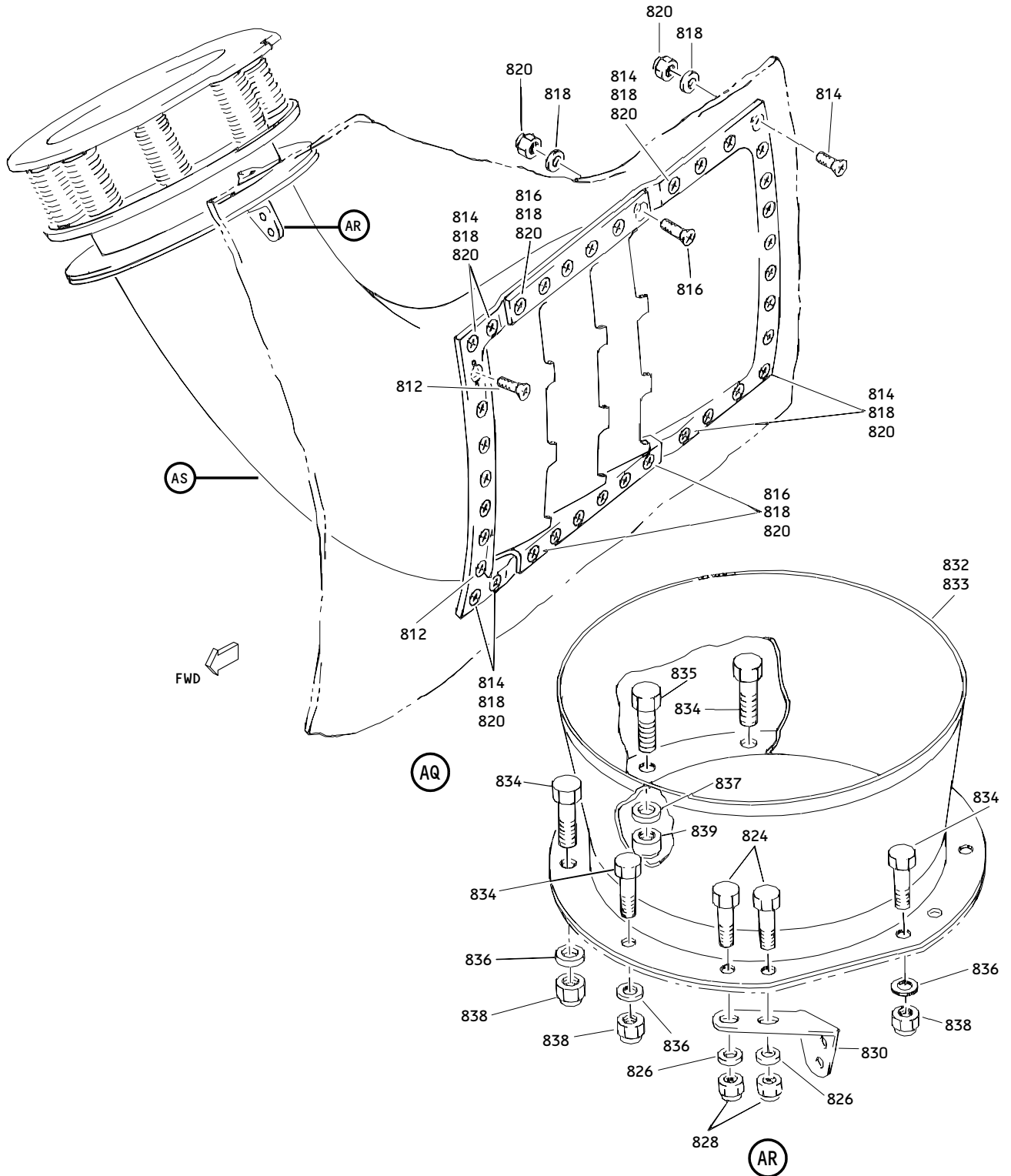
ILLUSTRATED PARTS LIST  
01.1 Page 1047  
Jul 01/04



Core Cowl Assembly  
 Figure 1 (Sheet 18)

**71-11-42**

ILLUSTRATED PARTS LIST  
 01.1 Page 1048  
 Jul 01/04



Core Cowl Assembly  
Figure 1 (Sheet 19)

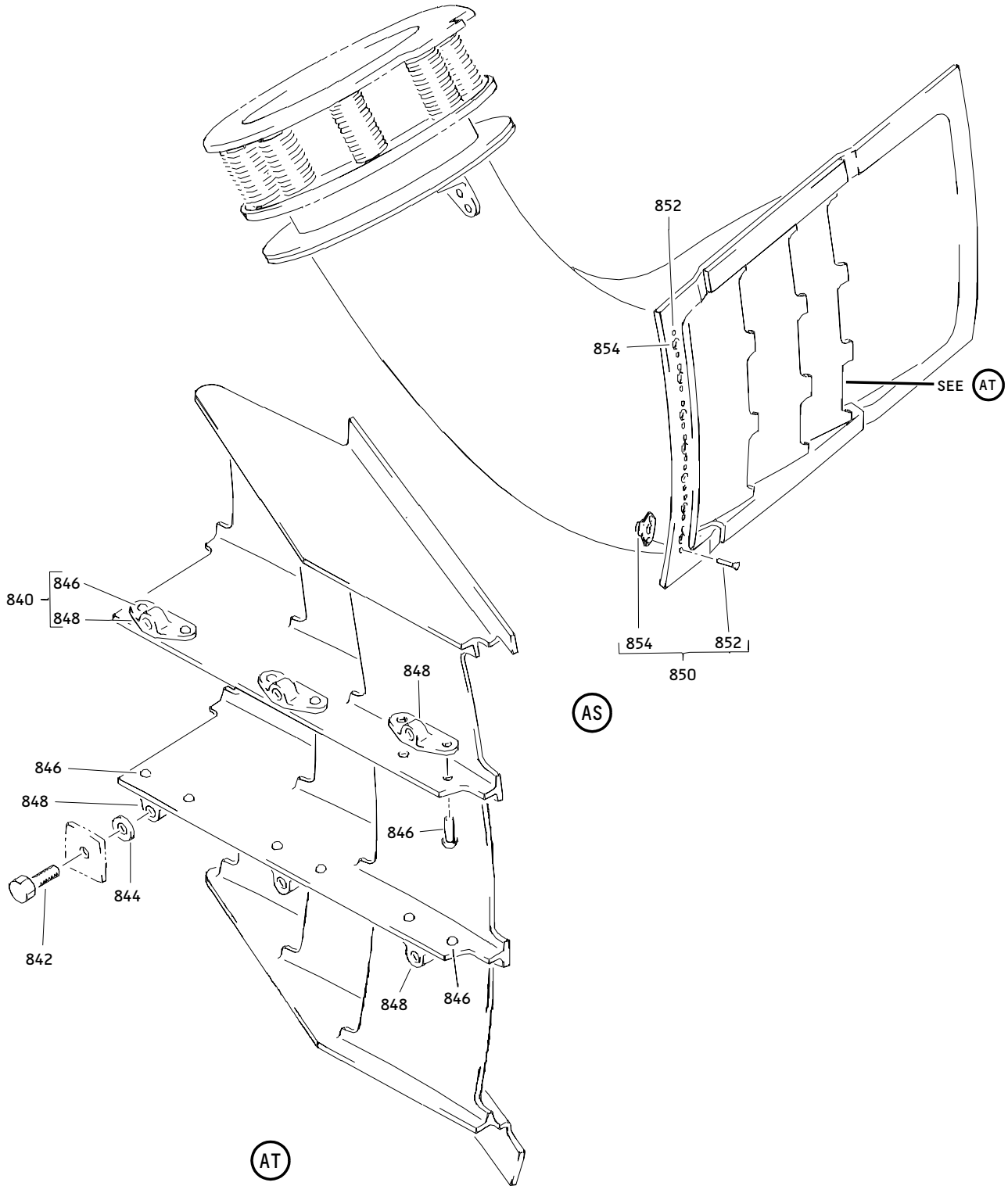
**71-11-42**

ILLUSTRATED PARTS LIST

01.1

Page 1049

Jul 01/04

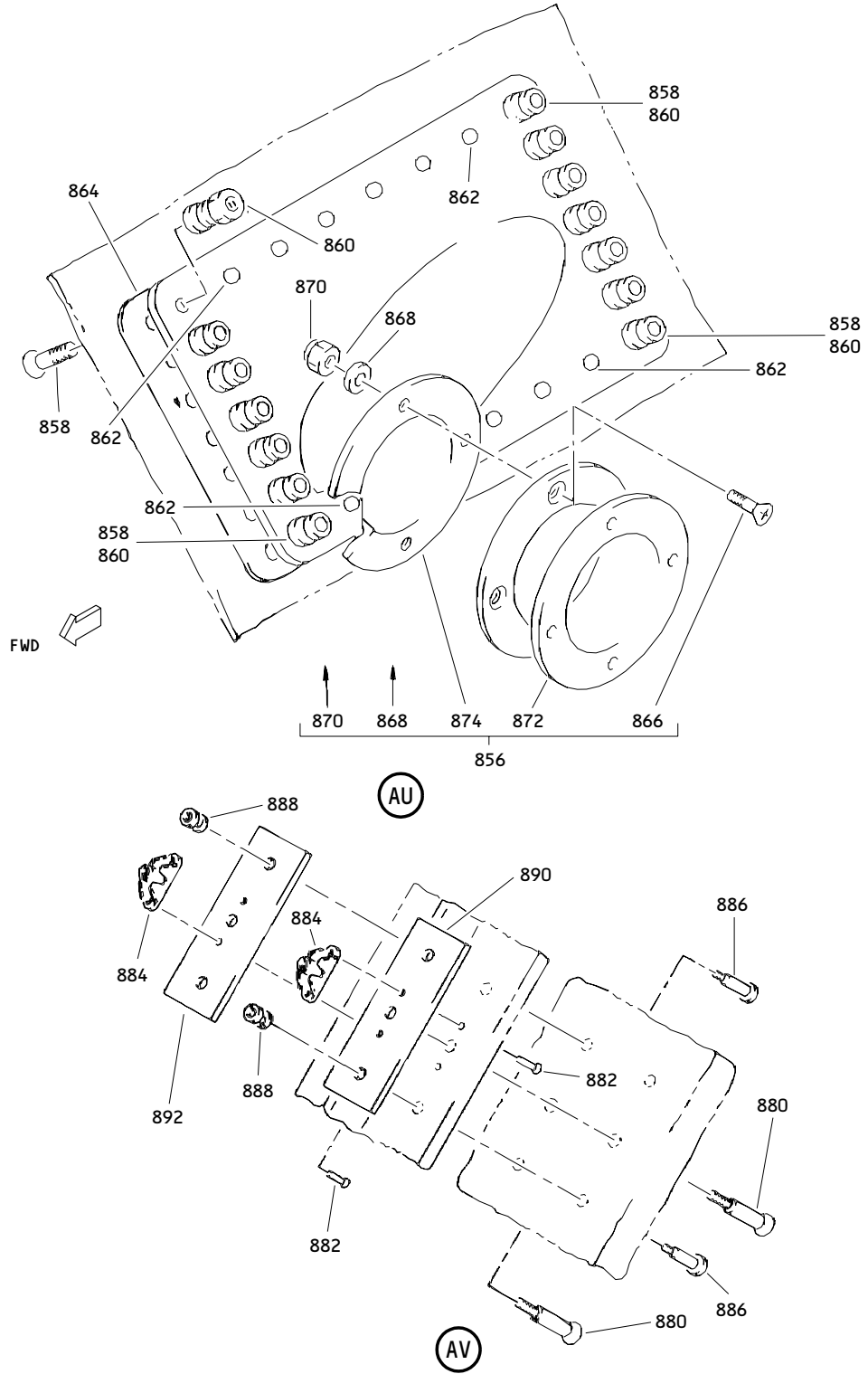


Core Cowl Assembly  
 Figure 1 (Sheet 20)

**71-11-42**

ILLUSTRATED PARTS LIST  
 01.1 Page 1050  
 Jul 01/04

**BOEING**  
COMPONENT  
MAINTENANCE MANUAL

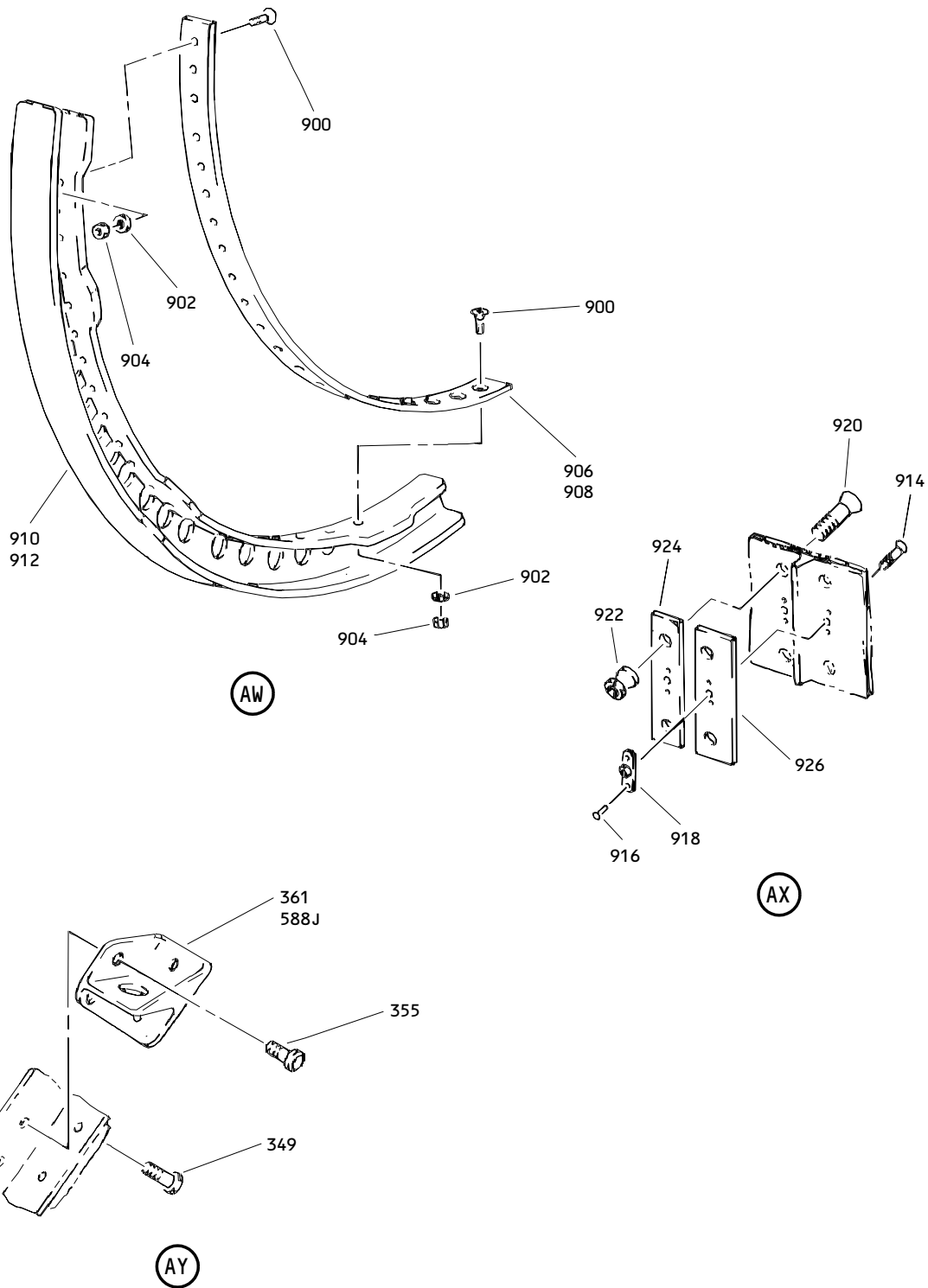


Core Cowl Assembly  
Figure 1 (Sheet 21)

**71-11-42**

ILLUSTRATED PARTS LIST  
01.1 Page 1051  
Jul 01/04





Core Cowl Assembly  
 Figure 1 (Sheet 22)

**71-11-42**

ILLUSTRATED PARTS LIST  
 01.1 Page 1052  
 Jul 01/04

| FIG. & ITEM | PART NO.     | AIRLINE PART NUMBER | NOMENCLATURE<br>1234567                           | EFF CODE | QTY PER ASSY |
|-------------|--------------|---------------------|---|----------|--------------|
| R 01-<br>-1 | 314T3250-115 |                     | COWL ASSY-CORE (LH SIDE)<br>(PRE SB 767-54A0027)  | A        | RF           |
| -1A         | 314T3250-183 |                     | COWL ASSY-CORE (LH SIDE)<br>(PRE SB 767-54A0027)  | B        | RF           |
| -1B         | 314T3250-195 |                     | COWL ASSY-CORE (LH SIDE)                          | C        | RF           |
| -1C         | 015T0438-81  |                     | COWL ASSY-CORE (LH SIDE)<br>(POST SB 767-54A0027) | D        | RF           |
| -1D         | 015T0438-83  |                     | COWL ASSY-CORE (LH SIDE)<br>(POST SB 767-54A0027) | E        | RF           |
| R -3        | 314T3250-116 |                     | COWL ASSY-CORE (RH SIDE)<br>(PRE SB 767-54A0027)  | N        | RF           |
| -3A         | 314T3250-184 |                     | COWL ASSY-CORE (RH SIDE)<br>(PRE SB 767-54A0027)  | P        | RF           |
| -3B         | 314T3250-196 |                     | COWL ASSY-CORE (RH SIDE)                          | Q        | RF           |
| -3C         | 015T0438-82  |                     | COWL ASSY-CORE (RH SIDE)<br>(POST SB 767-54A0027) | R        | RF           |
| -3D         | 015T0438-84  |                     | COWL ASSY-CORE (RH SIDE)<br>(POST SB 767-54A0027) | S        | RF           |
| 6           | 314T3213-1   |                     | DELETED   |          |              |
| -9          | 314T3213-2   |                     | DELETED   |          |              |
| 10          | 314T3250-197 |                     | DELETED   |          |              |
| 10A         | 314T3250-198 |                     | . FILLER-TAPERED                                  | C,Q      | 1            |

71-11-42

| FIG. & ITEM | PART NO.      | AIRLINE PART NUMBER | NOMENCLATURE<br>1234567  | EFF CODE | QTY PER ASSY |
|-------------|---------------|---------------------|--|----------|--------------|
| R 01-12     | HL1012AZ10-7  |                     | .BOLT-<br>(VOPTK6)<br>(SPEC BACB30NX10K7)<br>(OPT HL12VAZ10-7 (V73197))<br>(OPT HL12VAZ10-7 (V92215))<br>(OPT HL12VAZ10-7 (V97928))<br>(OPT L802-10K7 (V06725))<br>(OPT HL12VAZ10-7 (V56878))<br>(OPT HL1012AZ10-7 (V06725))<br>(OPT HL1012AZ10-7 (V06950))<br>(OPT HL1012AZ10-7 (V17446))<br>(OPT HL1012AZ10-7 (V56878))<br>(OPT HL1012AZ10-7 (V60516))<br>(OPT HL1012AZ10-7 (V73197))<br>(OPT HL1012AZ10-7 (V97928)) |          | 4            |
| R 15        | BACS40R15C51F |                     | .SHIM  |          | AR           |
| R 18        | HL1187DUW10   |                     | .COLLAR-<br>(V5M902)<br>(SPEC BACC30X10SW)<br>(OPT HL87DUW10 (V73197))<br>(OPT HL87DUW10 (V92215))<br>(OPT HL1187DUW10 (V56878))<br>(OPT HL1187DUW10 (V92215))<br>(OPT HL87DUW10 (V56878))<br>(OPT HL1187DUW10 (V73197))   |          | 4            |

# 71-11-42

 ILLUSTRATED PARTS LIST  
 01.1 Page 1054  
 Jul 01/04

**BOEING**  
COMPONENT  
MAINTENANCE MANUAL

| FIG. & ITEM | PART NO.     | AIRLINE PART NUMBER | NOMENCLATURE   | EFF CODE | QTY PER ASSY |
|-------------|--------------|---------------------|--|----------|--------------|
|             |              |                     | 1234567  |          |              |
| R 01-21     | HL1012AZ12-9 |                     | .BOLT-<br>(V0PTK6)<br>(SPEC BACB30NX12K9)<br>(OPT HL12VAZ12-9<br>(V73197))<br>(OPT HL12VAZ12-9<br>(V92215))<br>(OPT HL12VAZ12-9<br>(V97928))<br>(OPT L802-12K9<br>(V06725))<br>(OPT HL12VAZ12-9<br>(V56878))<br>(OPT HL1012AZ12-9<br>(V06725))<br>(OPT HL1012AZ12-9<br>(V06950))<br>(OPT HL1012AZ12-9<br>(V17446))<br>(OPT HL1012AZ12-9<br>(V56878))<br>(OPT HL1012AZ12-9<br>(V60516))<br>(OPT HL1012AZ12-9<br>(V73197))<br>(OPT HL1012AZ12-9<br>(V97928)) |          | 2            |
| R 24        | 314T3210-59  |                     | .SHIM  |          | AR           |
| R 27        | HL1187DUW12  |                     | .COLLAR-<br>(V5M902)<br>(SPEC BACC30X12SW)<br>(OPT HL87DUW12<br>(V73197))<br>(OPT HL87DUW12<br>(V92215))<br>(OPT HL1187DUW12<br>(V56878))<br>(OPT HL1187DUW12<br>(V92215))<br>(OPT HL87DUW12<br>(V56878))<br>(OPT HL1187DUW12<br>(V73197))   |          | 2            |
| 28          | 314T3213-1   |                     | .HINGE ASSY-FTG  | A,D      | 1            |
| -29         | 314T3213-2   |                     | .HINGE ASSY-FTG  | N,R      | 1            |

71-11-42

| FIG. & ITEM | PART NO.     | AIRLINE PART NUMBER | NOMENCLATURE<br>1234567  | EFF CODE   | QTY PER ASSY |
|-------------|--------------|---------------------|--|------------|--------------|
| R 01-30     | P20660       |                     | ..BEARING-<br>(V57606)<br>(SPEC S302T001-300A)<br>(OPT VTB4520<br>(V06710))<br>(OPT AMB7-110<br>(V50294))  | A,D,N<br>R | 1            |
| R 33        | 314T3213-3   |                     | ..HINGE  | A,D        | 1            |
| R -36       | 314T3213-4   |                     | ..HINGE  | N,R        | 1            |
| 39          | 314T3214-11  |                     | DELETED  |            |              |
| -42         | 314T3214-12  |                     | DELETED  |            |              |
| 45          | HL1012AZ10-6 |                     | .BOLT-<br>(VOPTK6)<br>(SPEC BACB30NX10K6)<br>(OPT HL12VAZ10-6<br>(V73197))<br>(OPT HL12VAZ10-6<br>(V92215))<br>(OPT HL12VAZ10-6<br>(V97928))<br>(OPT L802-10K6<br>(V06725))<br>(OPT HL12VAZ10-6<br>(V56878))<br>(OPT HL1012AZ10-6<br>(V06725))<br>(OPT HL1012AZ10-6<br>(V06950))<br>(OPT HL1012AZ10-6<br>(V17446))<br>(OPT HL1012AZ10-6<br>(V56878))<br>(OPT HL1012AZ10-6<br>(V60516))<br>(OPT HL1012AZ10-6<br>(V73197))<br>(OPT HL1012AZ10-6<br>(V97928)) |            | 3            |

# 71-11-42

 ILLUSTRATED PARTS LIST  
 01.1 Page 1056  
 Jul 01/04

**BOEING**  
COMPONENT  
MAINTENANCE MANUAL

| FIG. & ITEM | PART NO.      | AIRLINE PART NUMBER | NOMENCLATURE<br>1234567  | EFF CODE | QTY PER ASSY |
|-------------|---------------|---------------------|--|----------|--------------|
| R 01-48     | HL1012AZ10-9  |                     | .BOLT-<br>(V0PTK6)<br>(SPEC BACB30NX10K9)<br>(OPT HL12VAZ10-9<br>(V73197))<br>(OPT HL12VAZ10-9<br>(V92215))<br>(OPT HL12VAZ10-9<br>(V97928))<br>(OPT L802-10K9<br>(V06725))<br>(OPT HL12VAZ10-9<br>(V56878))<br>(OPT HL1012AZ10-9<br>(V06725))<br>(OPT HL1012AZ10-9<br>(V06950))<br>(OPT HL1012AZ10-9<br>(V17446))<br>(OPT HL1012AZ10-9<br>(V56878))<br>(OPT HL1012AZ10-9<br>(V60516))<br>(OPT HL1012AZ10-9<br>(V73197))<br>(OPT HL1012AZ10-9<br>(V97928)) |          | 2            |
| R 51        | BACS40R15C39F |                     | .SHIM  |          | AR           |
| R 54        | 314T3210-50   |                     | .SHIM  |          | AR           |
| R 57        | HL1187DUW10   |                     | .COLLAR-<br>(V5M902)<br>(SPEC BACC30X10SW)<br>(OPT HL87DUW10<br>(V73197))<br>(OPT HL87DUW10<br>(V92215))<br>(OPT HL1187DUW10<br>(V56878))<br>(OPT HL1187DUW10<br>(V92215))<br>(OPT HL87DUW10<br>(V56878))<br>(OPT HL1187DUW10<br>(V73197))   |          | 5            |
| 58          | 314T3214-11   |                     | .HINGE ASSY  | A,D      | 1            |

71-11-42

| FIG. & ITEM | PART NO.     | AIRLINE PART NUMBER | NOMENCLATURE<br>1234567  | EFF CODE   | QTY PER ASSY |
|-------------|--------------|---------------------|--|------------|--------------|
| R 01-59     | 314T3214-12  |                     | .HINGE ASSY  | N,R        | 1            |
| R 60        | P20660       |                     | ..BEARING-<br>(V57606)<br>(SPEC S302T001-300A)<br>(OPT VTB4520<br>(V06710))<br>(OPT AMB7-110<br>(V50294))  | A,D,N<br>R | 1            |
| R 63        | 314T3214-15  |                     | ..HINGE  | A,D        | 1            |
| R -66       | 314T3214-16  |                     | ..HINGE  | N,R        | 1            |
| 69          | 314T3215-1   |                     | DELETED  |            |              |
| -72         | 314T3215-2   |                     | DELETED  |            |              |
| R 75        | HL1012AZ10-6 |                     | .BOLT-<br>(VOPTK6)<br>(SPEC BACB30NX10K6)<br>(OPT HL12VAZ10-6<br>(V73197))<br>(OPT HL12VAZ10-6<br>(V92215))<br>(OPT HL12VAZ10-6<br>(V97928))<br>(OPT L802-10K6<br>(V06725))<br>(OPT HL12VAZ10-6<br>(V56878))<br>(OPT HL1012AZ10-6<br>(V06725))<br>(OPT HL1012AZ10-6<br>(V06950))<br>(OPT HL1012AZ10-6<br>(V17446))<br>(OPT HL1012AZ10-6<br>(V56878))<br>(OPT HL1012AZ10-6<br>(V60516))<br>(OPT HL1012AZ10-6<br>(V73197))<br>(OPT HL1012AZ10-6<br>(V97928)) |            | 3            |

# 71-11-42

 ILLUSTRATED PARTS LIST  
 01.1 Page 1058  
 Jul 01/04

 **BOEING**  
COMPONENT  
MAINTENANCE MANUAL

| FIG. & ITEM | PART NO.      | AIRLINE PART NUMBER | NOMENCLATURE<br>1234567  | EFF CODE | QTY PER ASSY |
|-------------|---------------|---------------------|--|----------|--------------|
| R 01-78     | HL1012AZ10-9  |                     | .BOLT-<br>(V0PTK6)<br>(SPEC BACB30NX10K9)<br>(OPT HL12VAZ10-9<br>(V73197))<br>(OPT HL12VAZ10-9<br>(V92215))<br>(OPT HL12VAZ10-9<br>(V97928))<br>(OPT L802-10K9<br>(V06725))<br>(OPT HL12VAZ10-9<br>(V56878))<br>(OPT HL1012AZ10-9<br>(V06725))<br>(OPT HL1012AZ10-9<br>(V06950))<br>(OPT HL1012AZ10-9<br>(V17446))<br>(OPT HL1012AZ10-9<br>(V56878))<br>(OPT HL1012AZ10-9<br>(V60516))<br>(OPT HL1012AZ10-9<br>(V73197))<br>(OPT HL1012AZ10-9<br>(V97928)) |          | 2            |
| R 81        | BACS40R15C38F |                     | .SHIM  |          | AR           |
| R 84        | 314T3210-82   |                     | .SHIM  |          | AR           |
| R 87        | HL1187DUW10   |                     | .COLLAR-<br>(V5M902)<br>(SPEC BACC30X10SW)<br>(OPT HL87DUW10<br>(V73197))<br>(OPT HL87DUW10<br>(V92215))<br>(OPT HL1187DUW10<br>(V56878))<br>(OPT HL1187DUW10<br>(V92215))<br>(OPT HL87DUW10<br>(V56878))<br>(OPT HL1187DUW10<br>(V73197))   |          | 5            |
| 88          | 314T3215-1    |                     | .HINGE ASSY  | A,D      | 1            |

71-11-42



| FIG. & ITEM | PART NO.     | AIRLINE PART NUMBER | NOMENCLATURE<br>1234567   | EFF CODE    | QTY PER ASSY |
|-------------|--------------|---------------------|---|-------------|--------------|
| R 01-89     | 314T3215-2   |                     | .HINGE ASSY   | N,R         | 1            |
| R 90        | P20660       |                     | ..BEARING-<br>(V57606)<br>(SPEC S302T001-300A)<br>(OPT VTB4520<br>(V06710))<br>(OPT AMB7-110<br>(V50294))   | A,D,N<br>,R | 1            |
| R 93        | 314T3215-3   |                     | ..HINGE   | A,D         | 1            |
| R -96       | 314T3215-4   |                     | ..HINGE   | N,R         | 1            |
| R 99        | 314T3272-1   |                     | DELETED   |             |              |
| R 99A       | 314T3272-3   |                     | .DOOR ASSY-TG ACCESS  |             | 1            |
| R 102       | BACB30LH4-4  |                     | ..BOLT  |             | 2            |
| R 105       | 66-10344-1   |                     | ..NUT-LATCH   |             | 2            |
| R 108       | 63-9651-1    |                     | ..INDICATOR-LATCH   |             | 2            |
| R 111       | MS20247M4-6  |                     | ..RIVET   |             | 4            |
| R 114       | 66-25039-0   |                     | ..NUT-LATCH ANCHOR  |             | 2            |
| R 117       | 66-25040-4   |                     | ..SHIM-LATCH  |             | 2            |
| R 120       | 314T3272-2   |                     | DELETED   |             |              |
| R 120A      | 314T3272-4   |                     | ..DOOR  |             | 1            |
| R 123       | BACB30LJ3-24 |                     | .BOLT   |             | 1            |
| R 126       | BACW10BP3C   |                     | .WASHER   |             | 1            |
| R 129       | AN960C10L    |                     | .WASHER   |             | 1            |
| R 132       | H10-3BAC     |                     | .NUT-<br>(V15653)<br>(SPEC BACN10JC3)<br>(OPT NS202101-02<br>(V80539))<br>(OPT RMLH9075-3W<br>(V72962))<br>(OPT T6S1032J<br>(V71087))<br>(OPT VN303A02<br>(V92215))<br>(OPT 96-02<br>(V80539))<br>(OPT BRH10A3<br>(V52828)) |             | 1            |
| R 135       | 314T3290-1   |                     | .STOP-TG  |             | 1            |
| R 138       | BACB30LT8U27 |                     | DELETED   |             |              |
| R 138A      | BACB30LT8U28 |                     | .BOLT   |             | 1            |
| R 141       | BACW10BP8C   |                     | .WASHER   |             | 1            |
| R 144       | AN960C816L   |                     | DELETED   |             |              |
| R 144A      | 314T3250-133 |                     | .WASHER   |             | 1            |
| R 147       | BACN10GW8AS  |                     | .NUT  |             | 1            |

# 71-11-42

 ILLUSTRATED PARTS LIST  
 01.1 Page 1060  
 Jul 01/04

 **BOEING**  
COMPONENT  
MAINTENANCE MANUAL

| FIG. & ITEM | PART NO.          | AIRLINE PART NUMBER | NOMENCLATURE<br>1234567  | EFF CODE | QTY PER ASSY |
|-------------|-------------------|---------------------|--|----------|--------------|
| R 01-150    | BACB28AK08-068    |                     | .BUSHING   |          | 1            |
|             | 153 314T3250-123  |                     | DELETED  |          |              |
| R 153A      | 314T3250-134      |                     | .SPACER  |          | 1            |
|             | 156 314T3270-3    |                     | DELETED  |          |              |
|             | -156A 314T3270-4  |                     | DELETED  |          |              |
| R 156B      | 314T3270-5        |                     | .SPRING-TORSION  | A-E      | 1            |
| R -156C     | 314T3270-6        |                     | .SPRING-TORSION  | N-S      | 1            |
| R 158       | 314T3250-131      |                     | .BRACKET   | A-E      | 1            |
| R -158A     | 314T3250-132      |                     | .BRACKET   | N-S      | 1            |
| R 159       | 314T3269-4        |                     | .TOGGLE ASSY   |          | 1            |
| R 162       | NAS509-8          |                     | ..NUT  |          | 1            |
| R 165       | MS27111-5         |                     | ..WASHER   |          | 1            |
| R 168       | 314T3269-3        |                     | ..BALL   |          | 1            |
| R 171       | BACB28B2-900      |                     | ..BUSHING  |          | 1            |
|             | 174 S302T001-215A |                     | DELETED  |          |              |
|             | 174A P20510       |                     | DELETED  |          |              |
|             | -174B P20510      |                     | DELETED  |          |              |
|             | 174C VTB08689     |                     | DELETED  |          |              |
| R 174D      | VTB08680          |                     | ..BEARING-<br>(V06710)<br>(SPEC S302T001-215)<br>(OPT LHSSGTMB8A<br>(V73134))<br>(OPT AMB8-160<br>(VS0352))<br>(OPT P20510<br>(V57606))<br>(OPT ITEM 174E) |          | 1            |
| R -174E     | S302T001-215A     |                     | ..BEARING-<br>(OPT ITEM 174D)  |          | 1            |

71-11-42

| FIG. & ITEM | PART NO.   | AIRLINE PART NUMBER | NOMENCLATURE<br>1234567 | EFF CODE | QTY PER ASSY |
|-------------|------------|---------------------|-------------------------|----------|--------------|
| R 01-       |            |                     |                         |          |              |
| R 177       | 314T3269-5 |                     | ..TOGGLE                |          | 1            |
| 180         | 314T3281-1 |                     | DELETED                 |          |              |
| -180A       | 314T3281-3 |                     | DELETED                 |          |              |
| -183        | 314T3281-2 |                     | DELETED                 |          |              |
| -183A       | 314T3281-4 |                     | DELETED                 |          |              |
| R 186       | NAS1503-7  |                     | .BOLT                   |          | 1            |
| R 189       | AN960C10L  |                     | .WASHER                 |          | 1            |
| R 192       | H10-3BAC   |                     | .NUT-                   |          | 1            |
|             |            |                     | (V15653)                |          |              |
|             |            |                     | (SPEC BACN10JC3)        |          |              |
|             |            |                     | (OPT NS202101-02        |          |              |
|             |            |                     | (V80539))               |          |              |
|             |            |                     | (OPT RMLH9075-3W        |          |              |
|             |            |                     | (V72962))               |          |              |
|             |            |                     | (OPT T6S1032J           |          |              |
|             |            |                     | (V71087))               |          |              |
|             |            |                     | (OPT VN303A02           |          |              |
|             |            |                     | (V92215))               |          |              |
|             |            |                     | (OPT 96-02              |          |              |
|             |            |                     | (V80539))               |          |              |
|             |            |                     | (OPT BRH10A3            |          |              |
|             |            |                     | (V52828))               |          |              |
| R 195       | HL441UC6-7 |                     | .BOLT-                  |          | 3            |
|             |            |                     | (V97928)                |          |              |
|             |            |                     | (SPEC BACB30FN6A7)      |          |              |
|             |            |                     | (OPT HL441UC6-7         |          |              |
|             |            |                     | (V73197))               |          |              |
|             |            |                     | (OPT HL441UC6-7         |          |              |
|             |            |                     | (V92215))               |          |              |
|             |            |                     | (OPT HL41PY6-7          |          |              |
|             |            |                     | (V80539))               |          |              |
|             |            |                     | (OPT HL441N6-7          |          |              |
|             |            |                     | (V80539))               |          |              |
|             |            |                     | (OPT HL441UC6-7         |          |              |
|             |            |                     | (V80539))               |          |              |
|             |            |                     | (OPT 67068-6A7          |          |              |
|             |            |                     | (V56878))               |          |              |
|             |            |                     | (OPT HL441UC6-7         |          |              |
|             |            |                     | (V08524))               |          |              |
|             |            |                     | (OPT HL19-6A7           |          |              |
|             |            |                     | (V06725))               |          |              |
|             |            |                     | (OPT L839-6A7           |          |              |
|             |            |                     | (V06725))               |          |              |
|             |            |                     | (OPT HL441UC6-7         |          |              |
|             |            |                     | (V56878))               |          |              |

# 71-11-42

 ILLUSTRATED PARTS LIST  
 01.1 Page 1062  
 Jul 01/04

 **BOEING**  
COMPONENT  
MAINTENANCE MANUAL

| FIG. & ITEM | PART NO. | AIRLINE PART NUMBER | NOMENCLATURE<br>1234567  | EFF CODE | QTY PER ASSY |
|-------------|----------|---------------------|--|----------|--------------|
| R           | 01-198   | 314T3250-126        | DELETED  |          |              |
| R           | 198A     | 314T3250-149        | . FILLER   |          | 1            |
| R           | 211      | HL82-6APBW          | . COLLAR-<br>(V5M902)<br>(SPEC BACC30AG6)<br>(OPT HL82-6APBW<br>(V92215))<br>(OPT HL82-6APBW<br>(V56878))<br>(OPT HL82-6APBW<br>(V73197))  |          | 3            |
| R           | 214      | HL441UC6-5          | . BOLT-<br>(V97928)<br>(SPEC BACB30FN6A5)<br>(OPT HL441UC6-5<br>(V73197))<br>(OPT HL441UC6-5<br>(V92215))<br>(OPT HL41PY6-5<br>(V80539))<br>(OPT HL441N6-5<br>(V80539))<br>(OPT HL441UC6-5<br>(V80539))<br>(OPT 67068-6A5<br>(V56878))<br>(OPT HL441UC6-5<br>(V08524))<br>(OPT HL19-6A5<br>(V06725))<br>(OPT L839-6A5<br>(V06725))<br>(OPT HL441UC6-5<br>(V56878)) |          | 9            |

71-11-42

| FIG. & ITEM | PART NO.   | AIRLINE PART NUMBER | NOMENCLATURE   | EFF CODE | QTY PER ASSY |
|-------------|------------|---------------------|--|----------|--------------|
| R 01-217    | HL441UC6-4 |                     | 1234567<br>.BOLT-<br>(V97928)<br>(SPEC BACB30FN6A4)<br>(OPT HL441UC6-4<br>(V73197))<br>(OPT HL441UC6-4<br>(V92215))<br>(OPT HL41PY6-4<br>(V80539))<br>(OPT HL441N6-4<br>(V80539))<br>(OPT HL441UC6-4<br>(V80539))<br>(OPT 67068-6A4<br>(V56878))<br>(OPT HL441UC6-4<br>(V08524))<br>(OPT HL19-6A4<br>(V06725))<br>(OPT L839-6A4<br>(V06725))<br>(OPT HL441UC6-4<br>(V56878)) |          | 9            |

# 71-11-42

 ILLUSTRATED PARTS LIST  
 01.1 Page 1064  
 Jul 01/04

 **BOEING**  
COMPONENT  
MAINTENANCE MANUAL

| FIG. & ITEM | PART NO.   | AIRLINE PART NUMBER | NOMENCLATURE<br>1234567   | EFF CODE | QTY PER ASSY |
|-------------|------------|---------------------|---|----------|--------------|
| R 01-220    | HL441UC6-6 |                     | .BOLT-<br>(V97928)<br>(SPEC BACB30FN6A6)<br>(OPT HL441UC6-6<br>(V73197))<br>(OPT HL441UC6-6<br>(V92215))<br>(OPT HL41PY6-6<br>(V80539))<br>(OPT HL441N6-6<br>(V80539))<br>(OPT HL441UC6-6<br>(V80539))<br>(OPT 67068-6A6<br>(V56878))<br>(OPT HL441UC6-6<br>(V08524))<br>(OPT HL19-6A6<br>(V06725))<br>(OPT L839-6A6<br>(V06725))<br>(OPT HL441UC6-6<br>(V56878)) |          | 3            |
| R 223       | HL82-6APBW |                     | .COLLAR-<br>(V5M902)<br>(SPEC BACC30AG6)<br>(OPT HL82-6APBW<br>(V92215))<br>(OPT HL82-6APBW<br>(V56878))<br>(OPT HL82-6APBW<br>(V73197))  |          | 21           |
| 226         | L839-6A    |                     | .BOLT-<br>(V06725)<br>(SPEC BACB30FN6A)<br>(OPT HL19-6A<br>(V06725))<br>(SIZE DETERMINE ON INST)  |          | 2            |

71-11-42

ILLUSTRATED PARTS LIST  
01.1 Page 1065  
Jul 01/04

| FIG. & ITEM | PART NO.     | AIRLINE PART NUMBER | NOMENCLATURE<br>1234567  | EFF CODE | QTY PER ASSY |
|-------------|--------------|---------------------|--|----------|--------------|
| R 01-229    | HL41-6-6     |                     | .BOLT-<br>(V60516)<br>(SPEC BACB30FN6A6U)<br>(OPT HL41-6-6<br>(V73197))<br>(OPT HL41-6-6<br>(V92215))<br>(OPT HL41-6-6<br>(V97928))<br>(OPT 67068-6A6U<br>(V56878))<br>(OPT HL41-6-6<br>(V80539))<br>(OPT WC376-6<br>(V60516))<br>(OPT HL41-6-6<br>(V60516))<br>(OPT HL41-6-6<br>(V08524))<br>(OPT HL41-6-6<br>(V56878)) |          | 10           |
| R 232       | HL41-6-4     |                     | .BOLT-<br>(V60516)<br>(SPEC BACB30FN6A4U)<br>(OPT HL41-6-4<br>(V73197))<br>(OPT HL41-6-4<br>(V92215))<br>(OPT HL41-6-4<br>(V97928))<br>(OPT 67068-6A4U<br>(V56878))<br>(OPT HL41-6-4<br>(V80539))<br>(OPT WC376-4<br>(V60516))<br>(OPT HL41-6-4<br>(V60516))<br>(OPT HL41-6-4<br>(V08524))<br>(OPT HL41-6-4<br>(V56878)) |          | 2            |
| R 235       | 314T3250-77  |                     | .SHIM  | A-E      | AR           |
| -236        | 314T3250-78  |                     | .SHIM  | N-S      | AR           |
| R 238       | 314T3250-103 |                     | .SHIM  | A-E      | AR           |

# 71-11-42

 ILLUSTRATED PARTS LIST  
 01.1 Page 1066  
 Jul 01/04

**BOEING**  
COMPONENT  
MAINTENANCE MANUAL

| FIG. & ITEM     | PART NO.                | AIRLINE PART NUMBER | NOMENCLATURE<br>1234567  | EFF CODE | QTY PER ASSY |
|-----------------|-------------------------|---------------------|--|----------|--------------|
| R 01-239<br>241 | 314T3250-104<br>HL97DU6 |                     | .SHIM<br>.COLLAR-<br>(V73197)<br>(SPEC BACC30AB6S)<br>(OPT HL97DU6<br>(V92215))<br>(OPT HL97DU6<br>(V56878))   | N-S      | AR<br>14     |
| R 244           | HL41-6-6                |                     | .BOLT-<br>(V60516)<br>(SPEC BACB30FN6A6U)<br>(OPT HL41-6-6<br>(V73197))<br>(OPT HL41-6-6<br>(V92215))<br>(OPT HL41-6-6<br>(V97928))<br>(OPT 67068-6A6U<br>(V56878))<br>(OPT HL41-6-6<br>(V80539))<br>(OPT WC376-6<br>(V60516))<br>(OPT HL41-6-6<br>(V60516))<br>(OPT HL41-6-6<br>(V08524))<br>(OPT HL41-6-6<br>(V56878)) |          | 4            |

71-11-42

ILLUSTRATED PARTS LIST  
01.1 Page 1067  
Jul 01/04



| FIG. & ITEM | PART NO.   | AIRLINE PART NUMBER | NOMENCLATURE<br>1234567  | EFF CODE | QTY PER ASSY |
|-------------|------------|---------------------|--|----------|--------------|
| R 01-247    | HL448PZ6-5 |                     | .BOLT-<br>(V60516)<br>(SPEC BACB30MB6A5U)<br>(OPT HL48-6-5 (V73197))<br>(OPT HL48-6-5 (V92215))<br>(OPT HL48-6-5 (V97928))<br>(OPT 69308-6A5U (V56878))<br>(OPT HL48-6-5 (V80539))<br>(OPT HL48-6-5 (V08524))<br>(OPT HL48-6-5 (V56878))<br>(OPT HL48-6-5 (V9N513))<br>(OPT HL448PZ6-5 (V56878))<br>(OPT HL448PZ6-5 (V73197))<br>(OPT HL448PZ6-5 (V80539))<br>(OPT HL448PZ6-5 (V9N513))<br>(OPT HL448PZ6-5 (V97928)) |          | 5            |
| R 250       | AN960C10   |                     | .WASHER  |          | 4            |
| R 253       | BRH10C3    |                     | .NUT-<br>(V52828)<br>(SPEC BACN10JC3C)<br>(OPT T6C1032J (V11815))<br>(OPT 97-02 (V80539))<br>(OPT 101LH9075-3W (V72962))<br>(OPT VN303B02 (V92215))<br>(OPT NS202101S02 (V80539))<br>(OPT H31-3BAC (V15653))   |          | 4            |

# 71-11-42

 ILLUSTRATED PARTS LIST  
 01.1 Page 1068  
 Jul 01/04

 **BOEING**  
COMPONENT  
MAINTENANCE MANUAL

| FIG. & ITEM | PART NO.   | AIRLINE PART NUMBER | NOMENCLATURE<br>1234567   | EFF CODE    | QTY PER ASSY |
|-------------|------------|---------------------|---|-------------|--------------|
| R 01-254    | H10-3BAC   |                     | .NUT-<br>(V15653)<br>(SPEC BACN10JC3)<br>(OPT NS202101-02<br>(V80539))<br>(OPT RMLH9075-3W<br>(V72962))<br>(OPT T6S1032J<br>(V71087))<br>(OPT VN303A02<br>(V92215))<br>(OPT 96-02<br>(V80539))<br>(OPT BRH10A3<br>(V52828))   |             | 5            |
| R 256       | HL448PZ6-4 |                     | .BOLT-<br>(V60516)<br>(SPEC BACB30MB6A4U)<br>(OPT HL48-6-4<br>(V73197))<br>(OPT HL48-6-4<br>(V92215))<br>(OPT HL48-6-4<br>(V97928))<br>(OPT HL48-6-4<br>(V80539))<br>(OPT 69308-6A4U<br>(V56878))<br>(OPT HL48-6-4<br>(V08524))<br>(OPT HL448PZ6-4<br>(V56878))<br>(OPT HL448PZ6-4<br>(V73197))<br>(OPT HL448PZ6-4<br>(V80539))<br>(OPT HL448PZ6-4<br>(V9N513))<br>(OPT HL48-6-4<br>(V9N513))<br>(OPT HL48-6-4<br>(V56878))<br>(OPT HL448PZ6-4<br>(V97928)) | A,B,D<br>,E | 2            |

71-11-42

ILLUSTRATED PARTS LIST  
01.1 Page 1069  
Jul 01/04

| FIG. & ITEM | PART NO.     | AIRLINE PART NUMBER | NOMENCLATURE<br>1234567   | EFF CODE    | QTY PER ASSY |
|-------------|--------------|---------------------|---|-------------|--------------|
| R 01-259    | HL1012AZ6-4  |                     | .BOLT-<br>(V97928)<br>(SPEC BACB30NX6K4)<br>(OPT HL12VAZ6-4 (V73197))<br>(OPT HL12VAZ6-4 (V92215))<br>(OPT HL12VAZ6-4 (V97928))<br>(OPT L802-6K4 (V06725))<br>(OPT HL12VAZ6-4 (V56878))<br>(OPT HL1012AZ6-4 (V0PTK6))<br>(OPT HL1012AZ6-4 (V06725))<br>(OPT HL1012AZ6-4 (V06950))<br>(OPT HL1012AZ6-4 (V17446))<br>(OPT HL1012AZ6-4 (V56878))<br>(OPT HL1012AZ6-4 (V60516))<br>(OPT HL1012AZ6-4 (V73197)) | N,P,R<br>,S | 2            |
| R 262       | HL1187-6     |                     | .COLLAR-<br>(V5M902)<br>(SPEC BACC30X6)<br>(OPT HL87-6 (V73197))<br>(OPT HL87-6 (V92215))<br>(OPT HL1187-6 (V56878))<br>(OPT HL1187-6 (V92215))<br>(OPT HL87-6 (V56878))<br>(OPT HL1187-6 (V73197))   |             | 2            |
| R 265       | BACS40R11W64 |                     | .SHIM   |             | AR           |
| R 268       | 314T3250-95  |                     | .SHIM   | A-E         | AR           |
| -269        | 314T3250-96  |                     | .SHIM   | N-S         | AR           |

# 71-11-42

 ILLUSTRATED PARTS LIST  
 01.1 Page 1070  
 Jul 01/04

 **BOEING**  
COMPONENT  
MAINTENANCE MANUAL

| FIG. & ITEM | PART NO.    | AIRLINE PART NUMBER | NOMENCLATURE<br>1234567   | EFF CODE | QTY PER ASSY |
|-------------|-------------|---------------------|---|----------|--------------|
| R 01-271    | HL1012AZ6-7 |                     | .BOLT-<br>(V97928)<br>(SPEC BACB30NX6K7)<br>(OPT HL12VAZ6-7 (V73197))<br>(OPT HL12VAZ6-7 (V92215))<br>(OPT HL12VAZ6-7 (V97928))<br>(OPT L802-6K7 (V06725))<br>(OPT HL12VAZ6-7 (V56878))<br>(OPT HL1012AZ6-7 (V0PTK6))<br>(OPT HL1012AZ6-7 (V06725))<br>(OPT HL1012AZ6-7 (V06950))<br>(OPT HL1012AZ6-7 (V17446))<br>(OPT HL1012AZ6-7 (V56878))<br>(OPT HL1012AZ6-7 (V60516))<br>(OPT HL1012AZ6-7 (V73197)) |          | 2            |
| R 274       | HL1187DUW6  |                     | .COLLAR-<br>(V5M902)<br>(SPEC BACC30X6SW)<br>(OPT HL87DUW6 (V73197))<br>(OPT HL87DUW6 (V92215))<br>(OPT HL1187DUW6 (V56878))<br>(OPT HL1187DUW6 (V92215))<br>(OPT HL87DUW6 (V56878))<br>(OPT HL1187DUW6 (V73197))   |          | 2            |

71-11-42

ILLUSTRATED PARTS LIST  
01.1 Page 1071  
Jul 01/04

| FIG. & ITEM | PART NO.       | AIRLINE PART NUMBER | NOMENCLATURE<br>1234567  | EFF CODE | QTY PER ASSY |
|-------------|----------------|---------------------|--|----------|--------------|
| R 01-277    | HL40-6-5       |                     | .BOLT-<br>(V97928)<br>(SPEC BACB30FM6A5U)<br>(OPT HL40-6-5 (V56878))<br>(OPT HL40-6-5 (V73197))<br>(OPT HL40-6-5 (V80539))<br>(OPT 67067-6A5U (V56878))<br>(OPT HL40-6-5 (V92215))<br>(OPT WC36-6-5 (V60516))<br>(OPT HL40-6-5 (V60516)) |          | 2            |
| R 280       | BACS40R11C18F  |                     | .SHIM  |          | AR 2         |
| R 282       | HL97DU6        |                     | .COLLAR-<br>(V73197)<br>(SPEC BACC30AB6S)<br>(OPT HL97DU6 (V92215))<br>(OPT HL97DU6 (V56878))  |          |              |
| 284         | 314T3281-2     |                     | DELETED  |          |              |
| -284A       | 314T3281-4     |                     | DELETED  |          |              |
| 285         | HL97DU6        |                     | DELETED  |          |              |
| 286         | BACB28AM11B029 |                     | DELETED  |          |              |
| 289         | BACB28AP08-032 |                     | DELETED  |          |              |
| 292         | S302T001-406A  |                     | DELETED  |          |              |
| 292A        | P22680         |                     | DELETED  |          |              |
| 295         | 314T3281-7     |                     | DELETED  |          |              |
| -295A       | 314T3281-9     |                     | DELETED  |          |              |
| 298         | 314T3281-8     |                     | DELETED  |          |              |
| -298A       | 314T3281-10    |                     | DELETED  |          |              |
| -301        | 314T3212-7     |                     | DELETED  |          |              |
| 304         | HL11VAZ8-6     |                     | DELETED  |          |              |
| 307         | BACB30AB8S     |                     | DELETED  |          |              |
| 310         | 315T3605-4     |                     | DELETED  |          |              |
| 313         | S314T220-3     |                     | DELETED  |          |              |
| 313A        | RC1108         |                     | DELETED  |          |              |
| 316         | AN960XC416L    |                     | DELETED  |          |              |
| 319         | B0625-022S     |                     | DELETED  |          |              |
| 322         | MS27183-12     |                     | DELETED  |          |              |

# 71-11-42

 ILLUSTRATED PARTS LIST  
 01.1 Page 1072  
 Jul 01/04

**BOEING**  
COMPONENT  
MAINTENANCE MANUAL

| FIG. & ITEM | PART NO.       | AIRLINE PART NUMBER | NOMENCLATURE<br>1234567  | EFF CODE | QTY PER ASSY |
|-------------|----------------|---------------------|--|----------|--------------|
| 01-         |                |                     |  |          |              |
| 325         | AN960KD516L    |                     | DELETED  |          |              |
| 328         | BR1110C4M      |                     | DELETED  |          |              |
| 331         | MS24665-151    |                     | DELETED  |          |              |
| 334         | BACB30PU4D11   |                     | DELETED  |          |              |
| 337         | AN960-416      |                     | DELETED  |          |              |
| 340         | BACN10JD103ASU |                     | DELETED  |          |              |
| 343         | 314T3812-4     |                     | DELETED  |          |              |
| 346         | A2739-5        |                     | DELETED  |          |              |
| R 349       | HL11VAZ6-5     |                     | .BOLT-<br>(V60516)<br>(SPEC BACB30NW6K5)<br>(OPT HL11V6-5<br>(V92215))<br>(OPT HL11V6-5<br>(V97928))<br>(OPT L803-6-5<br>(V06725))<br>(OPT B30NW6K5<br>(V97928))<br>(OPT HL11VAZ6-5<br>(V73197))<br>(OPT HL11VAZ6-5<br>(V92215))<br>(OPT HL11VAZ6-5<br>(V56878)) |          | 2            |
| R 352       | HL82-6APBW     |                     | .COLLAR-<br>(V5M902)<br>(SPEC BACC30AG6)<br>(OPT HL82-6APBW<br>(V92215))<br>(OPT HL82-6APBW<br>(V56878))<br>(OPT HL82-6APBW<br>(V73197))   |          | 2            |

71-11-42

| FIG. & ITEM | PART NO.     | AIRLINE PART NUMBER | NOMENCLATURE<br>1234567  | EFF CODE | QTY PER ASSY |
|-------------|--------------|---------------------|--|----------|--------------|
| R 01-355    | HL10VAZ5-5   |                     | .BOLT-<br>(V60516)<br>(SPEC BACB30MY5K5)<br>(OPT B30MY5K5<br>(V97928))   |          | 2            |
| R 358       | HL70-5       |                     | .COLLAR-<br>(V5M902)<br>(SPEC BACC30M5)<br>(OPT HL70-5<br>(V73197))<br>(OPT HL70-5<br>(V92215))<br>(OPT 66014-5<br>(V56878))<br>(OPT HL70-5<br>(V56878)) |          | 2            |
| R 361       | 314T4005-9   |                     | .BRACKET   | A,D      | 1            |
| -361A       | 314T4005-9   |                     | DELETED  |          |              |
| -361B       | 314T4005-11  |                     | DELETED  |          |              |
| -361C       | 314T4005-13  |                     | DELETED  |          |              |
| R -364      | 314T4005-10  |                     | .BRACKET   | N,R      | 1            |
| -364A       | 314T4005-10  |                     | DELETED  |          |              |
| -364B       | 314T4005-12  |                     | DELETED  |          |              |
| -364C       | 314T4005-14  |                     | DELETED  |          |              |
| 367         | S314N104-1   |                     | DELETED  |          |              |
| 367A        | 9409-1       |                     | DELETED  |          |              |
| 370         | BACB30LR4-10 |                     | DELETED  |          |              |
| R 370A      | 123423-4-10  |                     | .BOLT-<br>(V80539)   | A,D      | 2            |
| 373         | BACB30LR4-14 |                     | DELETED  |          |              |
| R 373A      | 123423-4-12  |                     | .BOLT-<br>(V80539)   | A,D      | 2            |

# 71-11-42

 ILLUSTRATED PARTS LIST  
 01.1 Page 1074  
 Jul 01/04

**BOEING**  
COMPONENT  
MAINTENANCE MANUAL

| FIG. & ITEM | PART NO.     | AIRLINE PART NUMBER | NOMENCLATURE<br>1234567   | EFF CODE | QTY PER ASSY |
|-------------|--------------|---------------------|---|----------|--------------|
| 01-         |              |                     |   |          |              |
| R 376       | NAS6704-13   |                     | .BOLT   | A,D      | 6            |
| R 379       | NAS6704-15   |                     | .BOLT   | A,D      | 6            |
| 382         | NAS6704-16   |                     | DELETED   |          |              |
| 382A        | BACB30MB8A16 |                     | DELETED   |          |              |
| 385         | NAS6704-14   |                     | DELETED   |          |              |
| 385A        | HL448UC8-14  |                     | DELETED   |          |              |
| 388         | 314T3210-96  |                     | DELETED   |          |              |
| 391         | 314T3250-99  |                     | DELETED   |          |              |
| R 394       | AN960-416    |                     | .WASHER   | A,D      | 12           |
| R 395       | AN960C416L   |                     | .WASHER   | A,D      | 4            |
| R 397       | BRH10A4      |                     | .NUT-<br>(V52828)<br>(SPEC BACN10JC4)<br>(OPT T6S428J<br>(V11815))<br>(OPT 96-048<br>(V80539))<br>(OPT VN303A048<br>(V92215))<br>(OPT RMLH9075-4W<br>(V72962))<br>(OPT NS202101-048<br>(V80539))<br>(OPT H10-4BAC<br>(V15653))      | A,D      | 12           |
| R 398       | BRH10C4M     |                     | .NUT-<br>(V52828)<br>(SPEC BACN10JC4CM)<br>(OPT T6C428JM<br>(V11815))<br>(OPT 97E48<br>(V80539))<br>(OPT 109LH9075-4W<br>(V72962))<br>(OPT VN303D048<br>(V92215))<br>(OPT 9NS202101SE048<br>(VA8053))<br>(OPT H01-4BAC<br>(V15653)) | A,D      | 4            |
| 398G        | 314T3210-96  |                     | .FILLER   | A-E      | 8            |

71-11-42

ILLUSTRATED PARTS LIST  
01.1 Page 1075  
Jul 01/04



| FIG. & ITEM     | PART NO.                | AIRLINE PART NUMBER | NOMENCLATURE<br>1234567  | EFF CODE    | QTY PER ASSY |
|-----------------|-------------------------|---------------------|--|-------------|--------------|
| 01-399<br>-399A | S314N104-1<br>H2827-11  |                     | DELETED<br>.KEEPER ASSY-<br>(V83014)<br>(OPT ITEM 399E)  | A,B,D<br>,E | 4            |
| -399B<br>-399C  | S314N104-1<br>H2827-11  |                     | DELETED<br>.KEEPER ASSY-<br>(LIMITED)<br>(V83014)  | C           | 4            |
| R -399D<br>399E | TL10068-103<br>H2827-13 |                     | DELETED<br>.KEEPER ASSY-<br>(V83014)<br>(SPEC S314N104-1<br>(OPT H3071K2406<br>(V83014))<br>(OPT 9409-11<br>(V84256))<br>(OPT ITEM 399A) | A,B,D<br>,E | 4            |
| R -399F         | H2827-13                |                     | .KEEPER ASSY-<br>(LIMITED)<br>(V83014)<br>(SPEC S314N104-1<br>(OPT H3071K2406<br>(V83014))<br>(OPT 9409-11<br>(V84256))                  | C           | 4            |
| R 399G<br>-399H | 314T3250-99<br>H2827-17 |                     | .SHIM<br>.KEEPER ASSY-<br>(LIMITED)<br>(V83014)<br>(SPEC S314N104-3)<br>(OPT TL10068-103<br>(V29372))<br>(OPT 9409-13<br>(V84256))       | A-E<br>C    | 1<br>4       |

# 71-11-42

 ILLUSTRATED PARTS LIST  
 01.1 Page 1076  
 Jul 01/04

**BOEING**  
COMPONENT  
MAINTENANCE MANUAL

| FIG. & ITEM | PART NO.     | AIRLINE PART NUMBER | NOMENCLATURE<br>1234567 | EFF CODE | QTY PER ASSY |
|-------------|--------------|---------------------|-------------------------|----------|--------------|
| 01-         |              |                     |                         |          |              |
| R 400       | 314T3210-205 |                     | DELETED                 |          |              |
| R 400A      | 314T3250-150 |                     | .PLATE                  | B,E      | 1            |
| R 403       | BRH10A4      |                     | .NUT-                   | A-E      | 4            |
|             |              |                     | (V52828)                |          |              |
|             |              |                     | (SPEC BACN10JC4)        |          |              |
|             |              |                     | (OPT T6S428J            |          |              |
|             |              |                     | (V11815))               |          |              |
|             |              |                     | (OPT 96-048             |          |              |
|             |              |                     | (V80539))               |          |              |
|             |              |                     | (OPT VN303A048          |          |              |
|             |              |                     | (V92215))               |          |              |
|             |              |                     | (OPT RMLH9075-4W        |          |              |
|             |              |                     | (V72962))               |          |              |
|             |              |                     | (OPT NS202101-048       |          |              |
|             |              |                     | (V80539))               |          |              |
|             |              |                     | (OPT H10-4BAC           |          |              |
|             |              |                     | (V15653))               |          |              |
| R 406       | AN960-416    |                     | .WASHER                 | A-E      | 4            |
| R 409       | 314T3019-1   |                     | .PIN-SHEAR              | A-E      | 1            |
| R 412       | 314T3019-4   |                     | .PIN-SHEAR              | A-E      | 1            |
| R 415       | 314T3019-5   |                     | .PIN-SHEAR              | A-E      | 2            |
| 418         | 314T1448-2   |                     | DELETED                 |          |              |
| 418A        | 315T1448-2   |                     | .BOLT-SHOULDER          | N-S      | 2            |
| 421         | 314T1448-5   |                     | DELETED                 |          |              |
| 421A        | 315T1448-5   |                     | .BOLT-SHOULDER          | N-S      | 2            |
| R 424       | BACW10BP5C   |                     | .WASHER                 | N-S      | 4            |
| R 427       | BRH10C4      |                     | .NUT-                   | N-S      | 4            |
|             |              |                     | (V52828)                |          |              |
|             |              |                     | (SPEC BACN10JC4C)       |          |              |
|             |              |                     | (OPT T6C428J            |          |              |
|             |              |                     | (V11815))               |          |              |
|             |              |                     | (OPT 97-048             |          |              |
|             |              |                     | (V80539))               |          |              |
|             |              |                     | (OPT 101LH9075-4W       |          |              |
|             |              |                     | (V72962))               |          |              |
|             |              |                     | (OPT VN303B048          |          |              |
|             |              |                     | (V92215))               |          |              |
|             |              |                     | (OPT NS202101S048       |          |              |
|             |              |                     | (V80539))               |          |              |
|             |              |                     | (OPT H31-4BAC           |          |              |
|             |              |                     | (V15653))               |          |              |

71-11-42

| FIG. & ITEM | PART NO.      | AIRLINE PART NUMBER | NOMENCLATURE<br>1234567  | EFF CODE | QTY PER ASSY |
|-------------|---------------|---------------------|--|----------|--------------|
| R 01-430    | 9415-1        |                     | .LATCH ASSY-<br>(V84256)<br>(SPEC S314N102-1)<br>(OPT ITEM 430A)                                     | N-S      | 4            |
| R -430A     | H2840-13      |                     | .LATCH ASSY-<br>(V83014)<br>(OPT ITEM 430)   | N-S      | 4            |
| 433         | BACB28X6M018  |                     | DELETED  |          |              |
| 436         | BACB28X7M025  |                     | DELETED  |          |              |
| 439         | BACB28X7M040  |                     | DELETED  |          |              |
| -440        | 314T3250-5001 |                     | .COLLECTOR-LIMITED PART<br>(REPLD BY ITEMS 440A,<br>440C, 440D, 440F)                                | A,D      | 1            |
| -440A       | 314T3250-5005 |                     | .COLLECTOR-LIMITED PART<br>(REPLS ITEM 440)<br>(REPLD BY ITEMS 440C,<br>440D, 440F)                  | A,D      | 1            |
| -440B       | 314T3250-5003 |                     | .COLLECTOR-LIMITED PART<br>(REPLS ITEMS 440E, 440J,<br>440K, 440L)<br>(REPLD BY ITEMS 440G,<br>440H) | B,E      | 1            |
| -440C       | 314T3250-5011 |                     | .COLLECTOR-LIMITED PART<br>(REPLS ITEMS 440, 440A)<br>(REPLD BY ITEMS 440D,<br>440F)                 | A,D      | 1            |
| -440D       | 314T3250-5013 |                     | .COLLECTOR-LIMITED PART<br>(REPLS ITEMS 440, 440A,<br>440C, 440F)                                    | A,D      | 1            |

# 71-11-42

 ILLUSTRATED PARTS LIST  
 01.1 Page 1078  
 Jul 01/04



**BOEING**  
COMPONENT  
MAINTENANCE MANUAL

| FIG. & ITEM  | PART NO.      | AIRLINE PART NUMBER | NOMENCLATURE<br>1234567  | EFF CODE | QTY PER ASSY |
|--------------|---------------|---------------------|--|----------|--------------|
| 01-<br>-440E | 314T3250-5015 |                     | .COLLECTOR-LIMITED PART<br>(REPLS ITEMS 440J, 440K,<br>440L)<br>(REPLD BY ITEMS 440B,<br>440G, 440H) | B,E      | 1            |
| -440F        | 314T3250-5017 |                     | .COLLECTOR-LIMITED PART<br>(REPLS ITEMS 440, 440A,<br>440C)<br>(REPLD BY ITEM 440D)                  | A,D      | 1            |
| -440G        | 314T3250-5019 |                     | .COLLECTOR-LIMITED PART<br>(REPLS ITEMS 440B, 440E,<br>440J, 440K, 440L)<br>(REPLD BY ITEM 440H)     | B,E      | 1            |
| -440H        | 314T3250-5021 |                     | .COLLECTOR-LIMITED PART<br>(REPLS ITEMS 440B, 440E,<br>440G, 440J, 440K, 440L)                       | B,E      | 1            |
| -440J        | 314T3250-5023 |                     | .COLLECTOR-LIMITED PART<br>(REPLD BY ITEMS 440B,<br>440E, 440G, 440H, 440K,<br>440L)                 | B,E      | 1            |
| -440K        | 314T3250-5025 |                     | .COLLECTOR-LIMITED PART<br>(REPLS ITEMS 440J, 440L)<br>(REPLD BY ITEMS 440B,<br>440E, 440G, 440H)    | B,E      | 1            |
| -440L        | 314T3250-5027 |                     | .COLLECTOR-LIMITED PART<br>(REPLS ITEM 440J)<br>(REPLD BY ITEMS 440B,<br>440E, 440G, 440H, 440L)     | B,E      | 1            |
| -440M        | 314T3250-5029 |                     | .COLLECTOR-LIMITED PART<br>(REPLD BY ITEM 440N)  | C        | 1            |
| -440N        | 314T3250-5031 |                     | .COLLECTOR-LIMITED PART<br>(REPLS ITEM 440M)   | C        | 1            |
| -441         | 314T3250-5002 |                     | .COLLECTOR-LIMITED PART<br>(REPLD BY ITEMS 441A,<br>441C, 441D, 441F)                                | N,R      | 1            |

71-11-42

ILLUSTRATED PARTS LIST  
01.1 Page 1079  
Jul 01/04

| FIG. & ITEM  | PART NO.      | AIRLINE PART NUMBER | NOMENCLATURE<br>1234567  | EFF CODE | QTY PER ASSY |
|--------------|---------------|---------------------|--|----------|--------------|
| 01-<br>-441A | 314T3250-5006 |                     | .COLLECTOR-LIMITED PART<br>(REPLS ITEM 441)<br>(REPLD BY ITEMS 441C,<br>441D, 441F)            | N,R      | 1            |
| -441B        | 314T3250-5004 |                     | .COLLECTOR-LIMITED PART<br>(REPLS ITEMS 441E, 441J,<br>441K, 441L)<br>(REPLD BY ITEM 441H)     | P,S      | 1            |
| -441C        | 314T3250-5012 |                     | .COLLECTOR-LIMITED PART<br>(REPLS ITEMS 441, 441A)<br>(REPLD BY ITEMS 441D,<br>441F)           | N,R      | 1            |
| -441D        | 314T3250-5014 |                     | .COLLECTOR-LIMITED PART<br>(REPLS ITEMS 441, 441A,<br>441C, 441F)                              | N,R      | 1            |
| -441E        | 314T3250-5016 |                     | .COLLECTOR-LIMITED PART<br>(REPLS ITEMS 441J, 441K,<br>441L)<br>(REPLD BY ITEMS 441B,<br>441H) | P,S      | 1            |
| -441F        | 314T3250-5018 |                     | .COLLECTOR-LIMITED PART<br>(REPLS ITEMS 441, 441A,<br>441C)<br>(REPLD BY ITEM 441D)            | N,R      | 1            |
| -441G        | 314T3250-5020 |                     | DELETED  |          |              |
| -441H        | 314T3250-5022 |                     | .COLLECTOR-LIMITED PART<br>(REPLS ITEMS 441B, 441E,<br>441J, 441K, 441L)                       | P,S      | 1            |
| -441J        | 314T3250-5024 |                     | .COLLECTOR-LIMITED PART<br>(REPLD BY ITEMS 441B,<br>441E, 441H, 441K, 441L)                    | P,S      | 1            |
| -441K        | 314T3250-5026 |                     | .COLLECTOR-LIMITED PART<br>(REPLS ITEMS 441J, 441L)<br>(REPLD BY ITEMS 441B,<br>441E, 441H)    | P,S      | 1            |
| -441L        | 314T3250-5028 |                     | .COLLECTOR-LIMITED PART<br>(REPLS ITEMS 441J)<br>(REPLD BY ITEMS 441B,<br>441E, 441H, 441K)    | P,S      | 1            |
| -441M        | 314T3250-5030 |                     | .COLLECTOR-LIMITED PART  | Q        | 1            |
| 442          | 314T3250-117  |                     | DELETED  |          |              |
| -442A        | 314T3250-153  |                     | DELETED  |          |              |
| -442B        | 314T3250-151  |                     | DELETED  |          |              |
| -442C        | 314T3250-181  |                     | DELETED  |          |              |

# 71-11-42

 ILLUSTRATED PARTS LIST  
 01.1 Page 1080  
 Jul 01/04

 **BOEING**  
COMPONENT  
MAINTENANCE MANUAL

| FIG. & ITEM | PART NO.    | AIRLINE PART NUMBER | NOMENCLATURE<br>1234567  | EFF CODE | QTY PER ASSY |
|-------------|-------------|---------------------|--|----------|--------------|
| 01-443      | HL448UC8-16 |                     | ..BOLT-<br>(V56878)<br>(SPEC BACB30MB8A16)<br>(OPT HL448UC8-16<br>(V73197))<br>(OPT HL448UC8-16<br>(V92215))<br>(OPT 69308-8A16<br>(V56878))<br>(OPT HL448UC8-16<br>(V80539))<br>(OPT HL448UC8-16<br>(V08524))<br>(OPT HL448UC8-16<br>(V97928))<br>(OPT HL448UC8-16<br>(V9N513))<br>(OPT WC4488-16<br>(V60516))<br>(USED ON ITEMS 440G,<br>440H, 440M, 440N) | B,C,E    | 4            |
| 443D        | NAS6704-14  |                     | ..BOLT-<br>(USED ON ITEMS 440G,<br>440H, 440M, 440N)   | B,C,E    | 4            |
| 443H        | NAS6704-15  |                     | ..BOLT-<br>(USED ON ITEMS 440G,<br>440H, 440M, 440N)   | B,C,E    | 4            |
| 443M        | NAS6704-13  |                     | ..BOLT-<br>(USED ON ITEMS 440B,<br>440E, 440J, 440K, 440L)   | B,E      | 6            |
| 443R        | NAS6704-15  |                     | ..BOLT-<br>(USED ON ITEMS 440B,<br>440E, 440J, 440K, 440L)   | B,G      | 6            |
| 443V        | AN960-416   |                     | ..WASHER   | B,C,E    | 12           |

71-11-42

ILLUSTRATED PARTS LIST  
01.1 Page 1080A  
Jul 01/04

| FIG. & ITEM | PART NO.    | AIRLINE PART NUMBER | NOMENCLATURE<br>1234567  | EFF CODE | QTY PER ASSY |
|-------------|-------------|---------------------|--|----------|--------------|
| 01-443X     | BRH10A4     |                     | ..NUT-<br>(V52828)<br>(SPEC BACN10JC4)<br>(OPT T6S428J<br>(V11815))<br>(OPT 96-048<br>(V80539))<br>(OPT VN303A048<br>(V92215))<br>(OPT RMLH9075-4W<br>(V72962))<br>(OPT NS202101-048<br>(V80539))<br>(OPT H10-4BAC<br>(V15653))      | B,C,E    | 12           |
| 444         | 123423-4-14 |                     | ..BOLT-<br>(V80539)<br>(USED ON ITEM 440H)   | B,C,E    | 2            |
| 444B        | 123423-4-10 |                     | ..BOLT-<br>(V80539)<br>(USED ON ITEMS 440B,<br>440E, 440J, 440K, 440L)   | B,E      | 2            |
| 444D        | 123423-4-16 |                     | ..BOLT-<br>(V80539)<br>(USED ON ITEM 440H)   | B,C,E    | 2            |
| 444F        | 123423-4-12 |                     | ..BOLT-<br>(V80539)<br>(USED ON ITEMS 440B,<br>440E, 440J, 440K, 440L)   | B,E      | 2            |
| 444H        | AN960C416L  |                     | ..WASHER   | B,C,E    | 4            |
| 444M        | BRH10C4M    |                     | ..NUT-<br>(V52828)<br>(SPEC BACN10JC4CM)<br>(OPT T6C428JM<br>(V11815))<br>(OPT 97E48<br>(V80539))<br>(OPT 109LH9075-4W<br>(V72962))<br>(OPT VN303D048<br>(V92215))<br>(OPT 9NS202101SE048<br>(VA8053))<br>(OPT H01-4BAC<br>(V15653)) | B,C,E    | 4            |

# 71-11-42

 ILLUSTRATED PARTS LIST  
 01.1 Page 1080B  
 Jul 01/04

 **BOEING**  
COMPONENT  
MAINTENANCE MANUAL

| FIG. & ITEM | PART NO.     | AIRLINE PART NUMBER | NOMENCLATURE<br>1234567                                     | EFF CODE            | QTY PER ASSY |
|-------------|--------------|---------------------|---|---------------------|--------------|
| 01-         |              |                     |   |                     |              |
| 445         | 314T3250-118 |                     | DELETED   |                     |              |
| -445A       | 314T3250-154 |                     | DELETED   |                     |              |
| -445B       | 314T3250-152 |                     | DELETED   |                     |              |
| -445C       | 314T3250-182 |                     | DELETED   |                     |              |
| 445D        | 314T1339-1   |                     | ..STOP-ANTI-ROTATION<br>(USED ON ITEM 440H)                 | B,C,E               | 3            |
| R 445H      | 314T1339-4   |                     | ..STOP-ANTIROTATION<br>(USED ON ITEMS 440G,<br>440H, 440M)  | B,C,E               | 1            |
| R -445J     | 314T1339-14  |                     | ..STOP-ANTIROTATION<br>(USED ON ITEM 440N)                  | C                   | 1            |
| 445M        | 314T3250-150 |                     | ..PLATE-<br>(USED ON ITEMS 440B,<br>440E, 440J, 440K, 440L) | B,E                 | 1            |
| -445R       | 314T3250-190 |                     | ..PLATE-<br>(USED ON ITEM 440H)                             | B,C,E               | 1            |
| 446         | 314T3213-15  |                     | ..HINGE ASSY-FTG<br>(USED ON ITEMS 440H,<br>440G)           | B,C,E               | 1            |
| -447        | 314T3213-16  |                     | ..HINGE ASSY-FTG<br>(USED ON ITEM 441H)                     | P,Q,S               | 1            |
| 448         | BACR15CE3KE  |                     | DELETED   |                     |              |
| 448A        | S302T001-410 |                     | DELETED   |                     |              |
| 448B        | P25370       |                     | ...BEARING-<br>(V57606)<br>(SPEC S302T001-410)              | B,C,E<br>,P,Q,<br>S | 1            |
| 449         | 314T3213-3   |                     | ...HINGE  | B,C,E               | 1            |
| -450        | 314T3213-4   |                     | ...HINGE  | P,Q,S               | 1            |
| 451         | 314T3210-57  |                     | DELETED   |                     |              |
| 451A        | 314T3214-19  |                     | ..HINGE ASSY-<br>(USED ON ITEMS 440H,<br>440G)              | B,C,E               | 1            |

71-11-42

ILLUSTRATED PARTS LIST  
01.1 Page 1080C  
Jul 01/04



| FIG. & ITEM  | PART NO.                  | AIRLINE PART NUMBER | NOMENCLATURE<br>1234567  | EFF CODE            | QTY PER ASSY |
|--------------|---------------------------|---------------------|--|---------------------|--------------|
| 01-<br>-452  | 314T3214-20               |                     | ..HINGE ASSY-<br>(USED ON ITEM 441H)                             | P,Q,S               | 1            |
| 453<br>453A  | S302T001-410<br>P25370    |                     | DELETED<br>...BEARING-<br>(V57606)<br>(SPEC S302T001-410)        | B,C,E<br>,P,Q,<br>S | 1            |
| 454<br>454A  | HL12VAZ6-3<br>314T3214-15 |                     | DELETED<br>...HINGE  | B,C,E               | 1            |
| -455         | 314T3214-16               |                     | ...HINGE   | P,Q,S               | 1            |
| 456          | 314T3215-9                |                     | ..HINGE ASSY-<br>(USED ON ITEMS 440H,<br>440G)                   | B,C,E               | 1            |
| 457<br>-457A | HL1187DU6<br>314T3215-10  |                     | DELETED<br>..HINGE ASSY-<br>(USED ON ITEM 441H)                  | P,Q,S               | 1            |
| 458<br>458A  | S302T001-410<br>P25370    |                     | DELETED<br>...BEARING-<br>(V57606)<br>(SPEC S302T001-410)        | B,C,E<br>,P,Q,<br>S | 1            |
| 459          | 314T3215-3                |                     | ...HINGE   | B,C,E               | 1            |
| 460          | HL11VAZ6-6                |                     | DELETED  |                     |              |
| -460A        | 314T3215-4                |                     | ...HINGE   | P,Q,S               | 1            |
| 461          | 314T3250-117              |                     | ..PANEL ASSY-<br>(USED ON ITEM 440)                              | A,D                 | 1            |
| -461A        | 314T3250-153              |                     | ..PANEL ASSY-<br>(USED ON ITEMS 440A,<br>440C, 440F, 440J, 440L) | A,B,D<br>,E         | 1            |
| -461B        | 314T3250-151              |                     | ..PANEL ASSY-<br>(USED ON ITEMS 440D,<br>440K)                   | A,B,D<br>,E         | 1            |
| -461C        | 314T3250-181              |                     | ..PANEL ASSY-<br>(USED ON ITEMS 440B,<br>440E, 440G, 440H)       | B,E                 | 1            |
| -461D        | 314T3250-193              |                     | ..PANEL ASSY-  | C                   | 1            |

# 71-11-42

 ILLUSTRATED PARTS LIST  
 01.1 Page 1080D  
 Jul 01/04

 **BOEING**  
COMPONENT  
MAINTENANCE MANUAL

| FIG. & ITEM | PART NO.     | AIRLINE PART NUMBER | NOMENCLATURE<br>1234567   | EFF CODE                | QTY PER ASSY |
|-------------|--------------|---------------------|---|-------------------------|--------------|
| 01-462      | 314T3250-118 |                     | ..PANEL ASSY-<br>(USED ON ITEM 441)   | N,R                     | 1            |
| -462A       | 314T3250-154 |                     | ..PANEL ASSY-<br>(USED ON ITEMS 441A,<br>441C, 441F, 441J, 441L)                                  | N,P,R<br>,S             | 1            |
| -462B       | 314T3250-152 |                     | ..PANEL ASSY-<br>(USED ON ITEMS 441D,<br>441K)  | N,P,R<br>,S             | 1            |
| -462C       | 314T3250-182 |                     | ..PANEL ASSY-<br>(USED ON ITEMS 441B,<br>441E, 441H)  | P,S                     | 1            |
| -462D       | 314T3250-194 |                     | ..PANEL ASSY-   | Q                       | 1            |
| 463         | HL11VAZ6-5   |                     | DELETED   |                         |              |
| 463A        | BACR15CE3KE  |                     | ...RIVET-<br>(SIZE DETERMINE ON INST)   |                         | 16           |
| 463G        | BACR15CE3KE  |                     | ...RIVET-<br>(SIZE DETERMINE ON INST)<br>(USED ON ITEMS 461A,<br>461B, 461C, 462A, 462B,<br>462C) |                         | 14           |
| 464         | 314T3210-57  |                     | ...STRIP-RUB<br>(USED ON ITEMS 461A,<br>461B, 461C, 462A, 462B,<br>462C)                          | A,B,D<br>,E,N,<br>P,R,S | 1            |

**71-11-42**

ILLUSTRATED PARTS LIST  
01.1 Page 1080E  
Jul 01/04

| FIG. & ITEM                 | PART NO.                                    | AIRLINE PART NUMBER | NOMENCLATURE<br>1234567   | EFF CODE      | QTY PER ASSY |
|-----------------------------|---|---------------------|---|---------------|--------------|
| 01-<br>464G<br>-464H<br>465 | 314T3210-289<br>314T3210-290<br>HL1012AZ6-3 |                     | ...STRIP-RUB<br>...STRIP-RUB<br>...BOLT-<br>(V97928)<br>(SPEC BACB30NX6K3)<br>(OPT HL12VAZ6-3<br>(V73197))<br>(OPT HL12VAZ6-3<br>(V92215))<br>(OPT HL12VAZ6-3<br>(V97928))<br>(OPT L802-6K3<br>(V06725))<br>(OPT HL12VAZ6-3<br>(V56878))<br>(OPT HL1012AZ6-3<br>(V0PTK6))<br>(OPT HL1012AZ6-3<br>(V06725))<br>(OPT HL1012AZ6-3<br>(V06950))<br>(OPT HL1012AZ6-3<br>(V17446))<br>(OPT HL1012AZ6-3<br>(V56878))<br>(OPT HL1012AZ6-3<br>(V60516))<br>(OPT HL1012AZ6-3<br>(V73197)) | C<br>Q<br>N-S | 1<br>1<br>14 |
| 466<br>466A                 | HL11VAZ6-4<br>HL1187DU6                     |                     | DELETED<br>...COLLAR-<br>(V5M902)<br>(SPEC BACC30X6S)<br>(OPT HL87DU6<br>(V73197))<br>(OPT HL87DU6<br>(V92215))<br>(OPT HL1187DU6<br>(V56878))<br>(OPT HL1187DU6<br>(V92215))<br>(OPT HL87DU6<br>(V56878))<br>(OPT HL1187DU6<br>(V73197))   | N-S           | 14           |

# 71-11-42

 ILLUSTRATED PARTS LIST  
 01.1 Page 1080F  
 Jul 01/04

 **BOEING**  
COMPONENT  
MAINTENANCE MANUAL

| FIG. & ITEM | PART NO.   | AIRLINE PART NUMBER | NOMENCLATURE<br>1234567  | EFF CODE | QTY PER ASSY |
|-------------|------------|---------------------|--|----------|--------------|
| 01-467      | HL11VAZ6-6 |                     | ...BOLT-<br>(V60516)<br>(SPEC BACB30NW6K6)<br>(OPT B30NW6K6<br>(V97928))<br>(OPT HL11VAZ6-6<br>(V73197))<br>(OPT HL11VAZ6-6<br>(V92215))<br>(OPT HL11VAZ6-6<br>(V97928))<br>(OPT L803-6K6<br>(V06725))<br>(OPT HL11VAZ6-6<br>(V0PTK6))<br>(OPT HL11VAZ6-6<br>(V56878)) | N-S      | 8            |
| 468         | HL11VAZ6-5 |                     | ...BOLT-<br>(V60516)<br>(SPEC BACB30NW6K5)<br>(OPT HL11V6-5<br>(V92215))<br>(OPT HL11V6-5<br>(V97928))<br>(OPT L803-6-5<br>(V06725))<br>(OPT B30NW6K5<br>(V97928))<br>(OPT HL11VAZ6-5<br>(V73197))<br>(OPT HL11VAZ6-5<br>(V92215))<br>(OPT HL11VAZ6-5<br>(V56878))     | N-S      | 5            |

**71-11-42**

ILLUSTRATED PARTS LIST  
01.1 Page 1080G  
Jul 01/04

| FIG. & ITEM | PART NO.   | AIRLINE PART NUMBER | NOMENCLATURE<br>1234567  | EFF CODE | QTY PER ASSY |
|-------------|------------|---------------------|--|----------|--------------|
| R 01-469    | HL11VAZ6-3 |                     | ...BOLT-<br>(V60516)<br>(SPEC BACB30NW6K3)<br>(OPT B30NW6K3<br>(V97928))<br>(OPT HL11VAZ6-3<br>(V73197))<br>(OPT HL11VAZ6-3<br>(V92215))<br>(OPT HL11VAZ6-3<br>(V97928))<br>(OPT L803-6K3<br>(V06725))<br>(OPT HL11VAZ6-3<br>(V0PTK6))<br>(OPT HL11VAZ6-3<br>(V56878)) | N-S      | 22           |
| 470         | HL11VAZ6-4 |                     | ...BOLT-<br>(V60516)<br>(SPEC BACB30NW6K4)<br>(OPT HL11V6-4<br>(V92215))<br>(OPT HL11V6-4<br>(V97928))<br>(OPT L803-6-4<br>(V06725))<br>(OPT B30NW6K4<br>(V97928))<br>(OPT HL11VAZ6-4<br>(V73197))<br>(OPT HL11VAZ6-4<br>(V92215))<br>(OPT HL11VAZ6-4<br>(V56878))     | N-S      | 2            |

# 71-11-42

 ILLUSTRATED PARTS LIST  
 01.1 Page 1080H  
 Jul 01/04

 **BOEING**  
COMPONENT  
MAINTENANCE MANUAL

| FIG. & ITEM | PART NO.   | AIRLINE PART NUMBER | NOMENCLATURE<br>1234567  | EFF CODE | QTY PER ASSY |
|-------------|------------|---------------------|--|----------|--------------|
| R 01-472    | HL79-6     |                     | ...COLLAR-<br>(V5M902)<br>(SPEC BACC30M6)<br>(OPT HL79-6<br>(V73197))<br>(OPT HL79-6<br>(V92215))<br>(OPT 66014-6<br>(V56878))<br>(OPT HL79-6<br>(V56878))   | N-S      | 37           |
| R 475       | HL11VAZ6-4 |                     | ...BOLT-<br>(V60516)<br>(SPEC BACB30NW6K4)<br>(OPT HL11V6-4<br>(V92215))<br>(OPT HL11V6-4<br>(V97928))<br>(OPT L803-6-4<br>(V06725))<br>(OPT B30NW6K4<br>(V97928))<br>(OPT HL11VAZ6-4<br>(V73197))<br>(OPT HL11VAZ6-4<br>(V92215))<br>(OPT HL11VAZ6-4<br>(V56878)) | N-S      | 4            |
| R 478       | HL82-6APBW |                     | ...COLLAR-<br>(V5M902)<br>(SPEC BACC30AG6)<br>(OPT HL82-6APBW<br>(V92215))<br>(OPT HL82-6APBW<br>(V56878))<br>(OPT HL82-6APBW<br>(V73197))   | N-S      | 2            |

71-11-42

ILLUSTRATED PARTS LIST  
01.1 Page 1080I  
Jul 01/04

| FIG. & ITEM   | PART NO.                 | AIRLINE PART NUMBER | NOMENCLATURE<br>1234567  | EFF CODE | QTY PER ASSY |
|---------------|--------------------------|---------------------|--|----------|--------------|
| R 01-481      | HL97DU6                  |                     | ...COLLAR-<br>(V73197)<br>(SPEC BACC30AB6S)<br>(OPT HL97DU6<br>(V92215))<br>(OPT HL97DU6<br>(V56878))  | N-S      | 2            |
| R 484<br>484A | HL10VAZ6-5<br>HL10VAZ6-3 |                     | DELETED<br>...BOLT-<br>(V60516)<br>(SPEC BACB30MY6K3)<br>(OPT B30MY6K3<br>(V97928))  | N-S      | 2            |
| R 487         | HL11VAZ6-5               |                     | ...BOLT-<br>(V60516)<br>(SPEC BACB30NW6K5)<br>(OPT HL11V6-5<br>(V92215))<br>(OPT HL11V6-5<br>(V97928))<br>(OPT L803-6-5<br>(V06725))<br>(OPT B30NW6K5<br>(V97928))<br>(OPT HL11VAZ6-5<br>(V73197))<br>(OPT HL11VAZ6-5<br>(V92215))<br>(OPT HL11VAZ6-5<br>(V56878)) | N-S      | 2            |
| R 490         | HL97DU6                  |                     | ...COLLAR-<br>(V73197)<br>(SPEC BACC30AB6S)<br>(OPT HL97DU6<br>(V92215))<br>(OPT HL97DU6<br>(V56878))  | N-S      | 4            |
| R 493         | 314T3250-46              |                     | ...LONGERON  | N-S      | 1            |
| R 496         | 314T3250-45              |                     | ...LONGERON  | N-S      | 1            |
| R 499         | 314T3210-245             |                     | ...LONGERON  | N-S      | 1            |
| R 502         | BACS40R10C21F            |                     | ...SHIM  | N-S      | 1            |
| R 505         | BACS40R10C20F            |                     | ...SHIM  | N-S      | 1            |

# 71-11-42

 ILLUSTRATED PARTS LIST  
 01.1 Page 1080J  
 Jul 01/04

**BOEING**  
COMPONENT  
MAINTENANCE MANUAL

| FIG. & ITEM | PART NO.      | AIRLINE PART NUMBER | NOMENCLATURE<br>1234567   | EFF CODE | QTY PER ASSY |
|-------------|---------------|---------------------|---|----------|--------------|
| R 01-       |               |                     |   |          |              |
| R 508       | BACS4OR09C21F |                     | ...SHIM   | N-S      | 2            |
| R 511       | BACS4OR09C20F |                     | ...SHIM   | N-S      | 1            |
| R 514       | BACS4OR09C18F |                     | ...SHIM   | N-S      | 1            |
| R 517       | BACS4OR10C22F |                     | ...SHIM   | N-S      | 1            |
| R 523       | BACS4OR10C31F |                     | ...SHIM   | N-S      | 1            |
| R 526       | HL1012AZ6-4   |                     | ...BOLT-<br>(V97928)<br>(SPEC BACB30NX6K4)<br>(OPT HL12VAZ6-4<br>(V73197))<br>(OPT HL12VAZ6-4<br>(V92215))<br>(OPT HL12VAZ6-4<br>(V97928))<br>(OPT L802-6K4<br>(V06725))<br>(OPT HL12VAZ6-4<br>(V56878))<br>(OPT HL1012AZ6-4<br>(V0PTK6))<br>(OPT HL1012AZ6-4<br>(V06725))<br>(OPT HL1012AZ6-4<br>(V06950))<br>(OPT HL1012AZ6-4<br>(V17446))<br>(OPT HL1012AZ6-4<br>(V56878))<br>(OPT HL1012AZ6-4<br>(V60516))<br>(OPT HL1012AZ6-4<br>(V73197)) | N-S      | 6            |

71-11-42

ILLUSTRATED PARTS LIST  
01.1 Page 1080K  
Jul 01/04



| FIG. & ITEM | PART NO.    | AIRLINE PART NUMBER | NOMENCLATURE<br>1234567  | EFF CODE | QTY PER ASSY |
|-------------|-------------|---------------------|--|----------|--------------|
| R 01-529    | HL1187-6    |                     | ...COLLAR-<br>(V5M902)<br>(SPEC BACC30X6)<br>(OPT HL87-6<br>(V73197))<br>(OPT HL87-6<br>(V92215))<br>(OPT HL1187-6<br>(V56878))<br>(OPT HL1187-6<br>(V92215))<br>(OPT HL87-6<br>(V56878))<br>(OPT HL1187-6<br>(V73197))  | N-S      | 6            |
| R 532       | 314T3250-50 |                     | ...SPLICE  | N-S      | 1            |
| R 535       | 314T3220-7  |                     | ...FITTING ASSY-LATCH  | N-S      | 1            |
| R 538       | HL11VAZ6-3  |                     | ...BOLT-<br>(V60516)<br>(SPEC BACB30NW6K3)<br>(OPT B30NW6K3<br>(V97928))<br>(OPT HL11VAZ6-3<br>(V73197))<br>(OPT HL11VAZ6-3<br>(V92215))<br>(OPT HL11VAZ6-3<br>(V97928))<br>(OPT L803-6K3<br>(V06725))<br>(OPT HL11VAZ6-3<br>(V0PTK6))<br>(OPT HL11VAZ6-3<br>(V56878)) | N-S      | 8            |

# 71-11-42

 ILLUSTRATED PARTS LIST  
 01.1 Page 1080L  
 Jul 01/04

 **BOEING**  
COMPONENT  
MAINTENANCE MANUAL

| FIG. & ITEM | PART NO.   | AIRLINE PART NUMBER | NOMENCLATURE<br>1234567  | EFF CODE | QTY PER ASSY |
|-------------|------------|---------------------|--|----------|--------------|
| R 01-541    | HL79-6     |                     | ...COLLAR-<br>(V5M902)<br>(SPEC BACC30M6)<br>(OPT HL79-6<br>(V73197))<br>(OPT HL79-6<br>(V92215))<br>(OPT 66014-6<br>(V56878))<br>(OPT HL79-6<br>(V56878))   | N-S      | 8            |
| R 544       | HL11VAZ6-5 |                     | ...BOLT-<br>(V60516)<br>(SPEC BACB30NW6K5)<br>(OPT HL11V6-5<br>(V92215))<br>(OPT HL11V6-5<br>(V97928))<br>(OPT L803-6-5<br>(V06725))<br>(OPT B30NW6K5<br>(V97928))<br>(OPT HL11VAZ6-5<br>(V73197))<br>(OPT HL11VAZ6-5<br>(V92215))<br>(OPT HL11VAZ6-5<br>(V56878)) | N-S      | 4            |
| R 547       | HL82-6APBW |                     | ...COLLAR-<br>(V5M902)<br>(SPEC BACC30AG6)<br>(OPT HL82-6APBW<br>(V92215))<br>(OPT HL82-6APBW<br>(V56878))<br>(OPT HL82-6APBW<br>(V73197))   | N-S      | 4            |

71-11-42

ILLUSTRATED PARTS LIST  
01.1 Page 1080M  
Jul 01/04

| FIG. & ITEM      | PART NO.                 | AIRLINE PART NUMBER | NOMENCLATURE<br>1234567  | EFF CODE | QTY PER ASSY |
|------------------|--------------------------|---------------------|--|----------|--------------|
| R 01-550<br>550A | BACR15BB5AD<br>HL18PB5-3 |                     | DELETED<br>...BOLT-<br>(V06725)<br>(SPEC BACB30FM5-3)<br>(OPT HL18PB5-3<br>(V73197))<br>(OPT HL18PB5-3<br>(V92215))<br>(OPT HL18PB5-3<br>(V97928))<br>(OPT HL18PB5-3<br>(V80539))<br>(OPT WC22-5-3<br>(V60516))<br>(OPT 62550-5-3<br>(V56878))<br>(OPT L8055-3<br>(V06725))<br>(OPT HL18PB5-3<br>(V56878)) | N-S      | 4            |
| R 551            | HL18PB5-5                |                     | ...BOLT-<br>(V06725)<br>(SPEC BACB30FM5-5)<br>(OPT HL18PB5-5<br>(V73197))<br>(OPT HL18PB5-5<br>(V92215))<br>(OPT HL18PB5-5<br>(V97928))<br>(OPT HL18PB5-5<br>(V80539))<br>(OPT WC22-5-5<br>(V60516))<br>(OPT 62550-5-5<br>(V56878))<br>(OPT L8055-5<br>(V06725))<br>(OPT HL18PB5-5<br>(V56878))<br>-----*  | N-S      | 2            |

# 71-11-42

 ILLUSTRATED PARTS LIST  
 01.1 Page 1080N  
 Jul 01/04

**BOEING**  
COMPONENT  
MAINTENANCE MANUAL

| FIG. & ITEM | PART NO.        | AIRLINE PART NUMBER | NOMENCLATURE<br>1234567  | EFF CODE | QTY PER ASSY |
|-------------|-----------------|---------------------|--|----------|--------------|
| 01-<br>552  | BACS4OR09C16F   |                     | DELETED  |          |              |
| R 552A      | HL70-5          |                     | ATTACHING PARTS<br>...COLLAR-<br>(V5M902)<br>(SPEC BACC30M5)<br>(OPT HL70-5<br>(V73197))<br>(OPT HL70-5<br>(V92215))<br>(OPT 66014-5<br>(V56878))<br>(OPT HL70-5<br>(V56878))<br>-----*  | N-S      | 6            |
| R 553       | BACB28AM05B020A |                     | ....BUSHING  | N-S      | 2            |
| R 556       | 314T3220-8      |                     | ....FITTING  | N-S      | 1            |
| R 558       | BACR15BB5AD     |                     | ...RIVET-<br>(SIZE DETERMINE ON INST)  | N-S      | 4            |
| R 560       | BACS4OR09C16F   |                     | ...SHIM  | N-S      | 2            |
| R 561       | 314T3221-7      |                     | ...FITTING ASSY-LATCH<br>ATTACHING PARTS   | N-S      | 1            |
| R 564       | HL11VAZ6-3      |                     | ...BOLT-<br>(V60516)<br>(SPEC BACB30NW6K3)<br>(OPT B30NW6K3<br>(V97928))<br>(OPT HL11VAZ6-3<br>(V73197))<br>(OPT HL11VAZ6-3<br>(V92215))<br>(OPT HL11VAZ6-3<br>(V97928))<br>(OPT L803-6K3<br>(V06725))<br>(OPT HL11VAZ6-3<br>(V0PTK6))<br>(OPT HL11VAZ6-3<br>(V56878)) | N-S      | 8            |

71-11-42

| FIG. & ITEM | PART NO.   | AIRLINE PART NUMBER | NOMENCLATURE<br>1234567  | EFF CODE | QTY PER ASSY |
|-------------|------------|---------------------|--|----------|--------------|
| R 01-567    | HL79-6     |                     | ...COLLAR-<br>(V5M902)<br>(SPEC BACC30M6)<br>(OPT HL79-6<br>(V73197))<br>(OPT HL79-6<br>(V92215))<br>(OPT 66014-6<br>(V56878))<br>(OPT HL79-6<br>(V56878))   | N-S      | 8            |
| R 570       | HL11VAZ6-5 |                     | ...BOLT-<br>(V60516)<br>(SPEC BACB30NW6K5)<br>(OPT HL11V6-5<br>(V92215))<br>(OPT HL11V6-5<br>(V97928))<br>(OPT L803-6-5<br>(V06725))<br>(OPT B30NW6K5<br>(V97928))<br>(OPT HL11VAZ6-5<br>(V73197))<br>(OPT HL11VAZ6-5<br>(V92215))<br>(OPT HL11VAZ6-5<br>(V56878)) | N-S      | 4            |
| R 573       | HL82-6APBW |                     | ...COLLAR-<br>(V5M902)<br>(SPEC BACC30AG6)<br>(OPT HL82-6APBW<br>(V92215))<br>(OPT HL82-6APBW<br>(V56878))<br>(OPT HL82-6APBW<br>(V73197))   | N-S      | 4            |

# 71-11-42

 ILLUSTRATED PARTS LIST  
 01.1 Page 1080P  
 Jul 01/04

 **BOEING**  
COMPONENT  
MAINTENANCE MANUAL

| FIG. & ITEM | PART NO.    | AIRLINE PART NUMBER | NOMENCLATURE<br>1234567   | EFF CODE | QTY PER ASSY |
|-------------|-------------|---------------------|---|----------|--------------|
| R 01-576    | HL1012AZ6-4 |                     | ...BOLT-<br>(V97928)<br>(SPEC BACB30NX6K4)<br>(OPT HL12VAZ6-4<br>(V73197))<br>(OPT HL12VAZ6-4<br>(V92215))<br>(OPT HL12VAZ6-4<br>(V97928))<br>(OPT L802-6K4<br>(V06725))<br>(OPT HL12VAZ6-4<br>(V56878))<br>(OPT HL1012AZ6-4<br>(V0PTK6))<br>(OPT HL1012AZ6-4<br>(V06725))<br>(OPT HL1012AZ6-4<br>(V06950))<br>(OPT HL1012AZ6-4<br>(V17446))<br>(OPT HL1012AZ6-4<br>(V56878))<br>(OPT HL1012AZ6-4<br>(V60516))<br>(OPT HL1012AZ6-4<br>(V73197)) | N-S      | 3            |

**71-11-42**

ILLUSTRATED PARTS LIST  
01.1 Page 1080Q  
Jul 01/04

| FIG. & ITEM | PART NO.    | AIRLINE PART NUMBER | NOMENCLATURE<br>1234567   | EFF CODE | QTY PER ASSY |
|-------------|-------------|---------------------|---|----------|--------------|
| R 01-579    | HL1012AZ6-5 |                     | ...BOLT-<br>(V97928)<br>(SPEC BACB30NX6K5)<br>(OPT HL12VAZ6-5<br>(V73197))<br>(OPT HL12VAZ6-5<br>(V92215))<br>(OPT HL12VAZ6-5<br>(V97928))<br>(OPT L802-6K5<br>(V06725))<br>(OPT HL12VAZ6-5<br>(V56878))<br>(OPT HL1012AZ6-5<br>(V0PTK6))<br>(OPT HL1012AZ6-5<br>(V06725))<br>(OPT HL1012AZ6-5<br>(V06950))<br>(OPT HL1012AZ6-5<br>(V17446))<br>(OPT HL1012AZ6-5<br>(V56878))<br>(OPT HL1012AZ6-5<br>(V60516))<br>(OPT HL1012AZ6-5<br>(V73197)) | N-S      | 1            |
| R 582       | HL1187DU6   |                     | ...COLLAR-<br>(V5M902)<br>(SPEC BACC30X6S)<br>(OPT HL87DU6<br>(V73197))<br>(OPT HL87DU6<br>(V92215))<br>(OPT HL1187DU6<br>(V56878))<br>(OPT HL1187DU6<br>(V92215))<br>(OPT HL87DU6<br>(V56878))<br>(OPT HL1187DU6<br>(V73197))  | N-S      | 4            |

# 71-11-42

 ILLUSTRATED PARTS LIST  
 01.1 Page 1080R  
 Jul 01/04

 **BOEING**  
COMPONENT  
MAINTENANCE MANUAL

| FIG. & ITEM | PART NO.  | AIRLINE PART NUMBER | NOMENCLATURE<br>1234567   | EFF CODE | QTY PER ASSY |
|-------------|-----------|---------------------|---|----------|--------------|
| R 01-583    | HL18PB5-3 |                     | ...BOLT-<br>(V06725)<br>(SPEC BACB30FM5-3)<br>(OPT HL18PB5-3<br>(V73197))<br>(OPT HL18PB5-3<br>(V92215))<br>(OPT HL18PB5-3<br>(V97928))<br>(OPT HL18PB5-3<br>(V80539))<br>(OPT WC22-5-3<br>(V60516))<br>(OPT 62550-5-3<br>(V56878))<br>(OPT L8055-3<br>(V06725))<br>(OPT HL18PB5-3<br>(V56878)) | N-S      | 2            |
| R 583C      | HL18PB5-5 |                     | ...BOLT-<br>(V06725)<br>(SPEC BACB30FM5-5)<br>(OPT HL18PB5-5<br>(V73197))<br>(OPT HL18PB5-5<br>(V92215))<br>(OPT HL18PB5-5<br>(V97928))<br>(OPT HL18PB5-5<br>(V80539))<br>(OPT WC22-5-5<br>(V60516))<br>(OPT 62550-5-5<br>(V56878))<br>(OPT L8055-5<br>(V06725))<br>(OPT HL18PB5-5<br>(V56878)) | N-S      | 2            |

71-11-42

ILLUSTRATED PARTS LIST  
01.1 Page 1080S  
Jul 01/04



| FIG. & ITEM | PART NO.        | AIRLINE PART NUMBER | NOMENCLATURE<br>1234567  | EFF CODE | QTY PER ASSY |
|-------------|-----------------|---------------------|--|----------|--------------|
| R 01-584    | HL70-5          |                     | ...COLLAR-<br>(V5M902)<br>(SPEC BACC30M5)<br>(OPT HL70-5<br>(V73197))<br>(OPT HL70-5<br>(V92215))<br>(OPT 66014-5<br>(V56878))<br>(OPT HL70-5<br>(V56878))<br>-----* | N-S      | 4            |
| R 585       | BACB28AM05B020A |                     | ....BUSHING  | N-S      | 2            |
| R 588       | 314T3221-8      |                     | ....FITTING  | N-S      | 1            |
| 588J        | 314T4005-9      |                     | ..BRACKET-<br>(USED ON ITEMS 440E,<br>440J, 440K, 440L)  | B,E      | 1            |
| -588K       | 314T4005-11     |                     | ..BRACKET-<br>(OPT ITEM 588L)<br>(USED ON ITEMS 440B,<br>440G, 440H)   | B,C,E    | 1            |
| -588L       | 314T4005-13     |                     | ..BRACKET-<br>(OPT ITEM 588K)<br>(USED ON ITEMS 440B,<br>440G, 440H)   | B,C,E    | 1            |
| -588R       | 314T4005-10     |                     | ..BRACKET-<br>(USED ON ITEMS 441E,<br>441J, 441K, 441L)  | P,S      | 1            |
| -588S       | 314T4005-12     |                     | ..BRACKET-<br>(OPT ITEM 588T)<br>(USED ON ITEMS 441B<br>441H)  | P,Q,S    | 1            |
| -588T       | 314T4005-14     |                     | ..BRACKET-<br>(OPT ITEM 588S)<br>(USED ON ITEMS 441B,<br>441H)   | P,Q,S    | 1            |

# 71-11-42

 ILLUSTRATED PARTS LIST  
 01.1 Page 1080T  
 Jul 01/04

**BOEING**  
COMPONENT  
MAINTENANCE MANUAL

| FIG. & ITEM   | PART NO.                     | AIRLINE PART NUMBER | NOMENCLATURE<br>1234567   | EFF CODE    | QTY PER ASSY |
|---------------|------------------------------|---------------------|---|-------------|--------------|
| R 01-589      | 314T3212-7                   |                     | ..ROD INSTL-HOLD OPEN<br>(USED ON ITEMS 440,<br>440A, 440C, 440D, 440E,<br>440F, 440J, 440K, 440L,<br>441, 441A, 441C, 441D,<br>441E, 441F, 441J, 441K,<br>441L)<br>(FOR DETAILS SEE<br>FIG. 2) |             | 1            |
| R -590        | 314T3212-9                   |                     | ..ROD INSTL-HOLD OPEN<br>(USED ON ITEMS 440B,<br>440G, 440H, 440M, 440N)<br>(FOR DETAILS SEE<br>FIG. 2)   | B,C,E       | 1            |
| R -590G       | 314T3212-10                  |                     | ..ROD INSTL-HOLD OPEN<br>(USED ON ITEMS 441B,<br>441H, 441M)<br>(FOR DETAILS SEE<br>FIG. 2)   | P,Q,S       | 1            |
| R 591<br>591A | 314T3210-185<br>BACB28X6M018 |                     | DELETED<br>..BUSHING-<br>(USED ON ITEMS 441,<br>441A, 441C, 441D, 441E,<br>441F, 441J, 441K, 441L)  | N,P,R<br>,S | 1            |
| R 591D        | BACB28AM06B027A              |                     | ..BUSHING-<br>(USED ON ITEMS 441B,<br>441H)   | P,Q,S       | 1            |
| R 591G        | BACB28X7M025                 |                     | ..BUSHING-<br>(USED ON ITEMS 441,<br>441A, 441C, 441D, 441E,<br>441F, 441J, 441K, 441L)   | N,P,R<br>,S | 2            |
| R 591K        | BACB28AM07B033A              |                     | ..BUSHING-<br>(USED ON ITEMS 441B,<br>441H)   | P,Q,S       | 2            |
| R 591N        | BACB28X7M040                 |                     | ..BUSHING-<br>(USED ON ITEMS 441,<br>441A, 441C, 441D, 441E,<br>441F, 441J, 441K, 441L)   | N,P,R<br>,S | 1            |
| R 591R        | BACB28AM07B045A              |                     | ..BUSHING-<br>(USED ON ITEM 441B,<br>441H)  | P,Q,S       | 1            |

71-11-42

| FIG. & ITEM | PART NO.       | AIRLINE PART NUMBER | NOMENCLATURE<br>1234567   | EFF CODE    | QTY PER ASSY |
|-------------|----------------|---------------------|---|-------------|--------------|
| R 01-592    | 314T3281-1     |                     | ..FITTING ASSY-HINGE<br>(OPT ITEM 592A)<br>(USED ON ITEMS 440,<br>440A)   | A,D         | 1            |
| R -592A     | 314T3281-3     |                     | ..FITTING ASSY-HINGE<br>(OPT ITEM 592)<br>(USED ON ITEMS 440,<br>440A)  | A,D         | 1            |
| R -592B     | 314T3281-1     |                     | ..FITTING ASSY-HINGE<br>(OPT ITEM 592D)<br>(USED ON ITEMS 440B,<br>440C, 440D, 440E, 440F,<br>440J, 440K, 440L) | A,B,D<br>,E | 1            |
| -592C       | 314T3281-3     |                     | DELETED   |             |              |
| R -592D     | 314T3281-11    |                     | ..FITTING ASSY-HINGE<br>(OPT ITEM 592B)<br>(USED ON ITEMS 440B,<br>440C, 440D, 440E, 440F,<br>440J, 440K, 440L) | A,B,D<br>,E | 1            |
| -592E       | 314T3281-1     |                     | DELETED   |             |              |
| -592F       | 314T3281-11    |                     | DELETED   |             |              |
| -592G       | 314T3281-19    |                     | DELETED   |             |              |
| -592H       | 314T3281-1     |                     | DELETED   |             |              |
| -592J       | 314T3281-23    |                     | ..FITTING ASSY-HINGE<br>(USED ON ITEMS 440H,<br>440G)   | B,C,E       | 1            |
| 593         | 314T3210-185   |                     | DELETED   |             |              |
| 593A        | BACB28AM11B029 |                     | DELETED   |             |              |
| -593B       | 314T3281-2     |                     | DELETED   |             |              |
| -593C       | 314T3281-4     |                     | ..FITTING ASSY-HINGE<br>(USED ON ITEMS 441,<br>441A, 441B, 441C, 441D,<br>441E, 441F, 441J, 441K,<br>441L)      | N,P,R<br>,S | 1            |
| -593D       | 314T3281-20    |                     | DELETED   |             |              |
| -593E       | 314T3281-22    |                     | ..FITTING ASSY-HINGE<br>(USED ON ITEMS 441H)  | P,Q,S       | 1            |
| R 593X      | BACB28AM11B029 |                     | ...BUSHING  |             | 1            |

# 71-11-42

 ILLUSTRATED PARTS LIST  
 01.1 Page 1080V  
 Jul 01/04

 **BOEING**  
COMPONENT  
MAINTENANCE MANUAL

| FIG. & ITEM | PART NO.       | AIRLINE PART NUMBER | NOMENCLATURE<br>1234567   | EFF CODE                | QTY PER ASSY |
|-------------|----------------|---------------------|---|-------------------------|--------------|
| 01-         |                |                     |   |                         |              |
| R 594       | CSR925-6-3     |                     | DELETED   |                         |              |
| R 594A      | BACB28AP08-032 |                     | ...BUSHING  |                         | 1            |
| R 595       | P22680         |                     | ...BEARING-SPHERICAL<br>(V57606)<br>(SPEC S302T001-406A)<br>(USED ON ITEMS 592B,<br>592D, 592E, 593C) | A,B,D<br>,E,N,<br>P,R,S | 1            |
| -595J       | 314T3281-23    |                     | DELETED   |                         |              |
| R 595N      | S302T001-411A  |                     | DELETED   |                         |              |
| R 595P      | P25380         |                     | ...BEARING-<br>(V57606)<br>(SPEC S302T001-411A)   | B,C,E<br>,P,Q,<br>S     | 1            |
| R 596       | 314T3281-7     |                     | ...FITTING-<br>(USED ON ITEMS 592,<br>592B, 592E)   | A,B,D<br>,E             | 1            |
| R -596A     | 314T3281-9     |                     | ...FITTING-<br>(USED ON ITEM 592A)  | A,D                     | 1            |
| R -596B     | 314T3281-13    |                     | ...FITTING-<br>(USED ON ITEM 592D)  | A,B,D<br>,E             | 1            |
| -596C       | 314T3281-21    |                     | ...FITTING-<br>(USED ON ITEM 592J)  | B,C,E                   | 1            |
| 597         | 314T3250-101   |                     | DELETED   |                         |              |
| 597A        | 314T3210-185   |                     | DELETED   |                         |              |
| -597B       | 314T3281-8     |                     | DELETED   |                         |              |
| -597C       | 314T3281-10    |                     | ...FITTING-<br>(USED ON ITEM 593C)  | N,P,R<br>,S             | 1            |
| -597D       | 314T3281-18    |                     | ...FITTING-<br>(USED ON ITEM 593E)  | P,Q,S                   | 1            |
| 597X        | 314T3210-185   |                     | .PLATE  | N-S                     | 1            |
| 598         | 314T3250-101   |                     | DELETED   |                         |              |
| 598A        | CSR925-6-3     |                     | .RIVET-<br>(V05693)   | N-S                     | 2            |
| R 599       | 314T3250-101   |                     | .SPLICE   | N-S                     | 1            |
| R 600       | 314T3282-1     |                     | .FITTING ASSY-<br>(OPT ITEM 600A)   | N-S                     | 1            |

71-11-42

| FIG. & ITEM | PART NO.        | AIRLINE PART NUMBER | NOMENCLATURE<br>1234567  | EFF CODE | QTY PER ASSY |
|-------------|-----------------|---------------------|--|----------|--------------|
| R 01-600A   | 314T3261-1      |                     | .FITTING ASSY-<br>(OPT ITEM 600)<br>ATTACHING PARTS  | N-S      | 1            |
| R 603       | BACB30NW6K      |                     | .BOLT-<br>(SIZE DETERMINE ON INST)   | N-S      | 21           |
| R 606       | L8006K6         |                     | .BOLT-<br>(V06725)<br>(SPEC BACB30MY6K6)<br>(OPT HL10VAZ6-6<br>(VOPTK6))   | N-S      | 8            |
| R 609       | HL79-6          |                     | .COLLAR-<br>(V5M902)<br>(SPEC BACC30M6)<br>(OPT HL79-6<br>(V73197))<br>(OPT HL79-6<br>(V92215))<br>(OPT 66014-6<br>(V56878))<br>(OPT HL79-6<br>(V56878))<br>-----* | N-S      | 29           |
| R 612       | BACB28AM05B045A |                     | ..BUSHING-<br>(USED ON ITEM 600)   | N-S      | 2            |
| R -612A     | BACB28AM05B044A |                     | ..BUSHING-<br>(USED ON ITEM 600A)  | N-S      | 2            |
| R 615       | 314T3282-2      |                     | ..FITTING-<br>(USED ON ITEM 600)   | N-S      | 1            |
| R -615A     | 314T3261-2      |                     | ..FITTING-<br>(USED ON ITEM 600A)  | N-S      | 1            |
| R 618       | 314T3262-1      |                     | DELETED  |          |              |
| R 618A      | 314T3262-3      |                     | .FITTING ASSY-LATCH<br>ATTACHING PARTS   | N-S      | 1            |

**71-11-42**

 ILLUSTRATED PARTS LIST  
 01.1 Page 1080X  
 Jul 01/04

 **BOEING**  
COMPONENT  
MAINTENANCE MANUAL

| FIG. & ITEM | PART NO.   | AIRLINE PART NUMBER | NOMENCLATURE<br>1234567  | EFF CODE | QTY PER ASSY |
|-------------|------------|---------------------|--|----------|--------------|
| R 01-621    | HL11VAZ6-6 |                     | .BOLT-<br>(V60516)<br>(SPEC BACB30NW6K6)<br>(OPT B30NW6K6<br>(V97928))<br>(OPT HL11VAZ6-6<br>(V73197))<br>(OPT HL11VAZ6-6<br>(V92215))<br>(OPT HL11VAZ6-6<br>(V97928))<br>(OPT L803-6K6<br>(V06725))<br>(OPT HL11VAZ6-6<br>(V0PTK6))<br>(OPT HL11VAZ6-6<br>(V56878)) | N-S      | 5            |
| R 624       | HL11VAZ6-4 |                     | .BOLT-<br>(V60516)<br>(SPEC BACB30NW6K4)<br>(OPT HL11V6-4<br>(V92215))<br>(OPT HL11V6-4<br>(V97928))<br>(OPT L803-6-4<br>(V06725))<br>(OPT B30NW6K4<br>(V97928))<br>(OPT HL11VAZ6-4<br>(V73197))<br>(OPT HL11VAZ6-4<br>(V92215))<br>(OPT HL11VAZ6-4<br>(V56878))     | N-S      | 6            |

**71-11-42**

ILLUSTRATED PARTS LIST  
01.1 Page 1080Y  
Jul 01/04

| FIG. & ITEM | PART NO.       | AIRLINE PART NUMBER | NOMENCLATURE<br>1234567   | EFF CODE | QTY PER ASSY |
|-------------|----------------|---------------------|---|----------|--------------|
| R 01-627    | HL10VAZ6-5     |                     | .BOLT-<br>(V60516)<br>(SPEC BACB30MY6K5)<br>(OPT B30MY6K5<br>(V97928))  | N-S      | 5            |
| R 630       | HL10VAZ6-8     |                     | .BOLT-<br>(V60516)<br>(SPEC BACB30MY6K8)<br>(OPT B30MY6K8<br>(V97928))  | N-S      | 3            |
| R 633       | HL97DU6        |                     | .COLLAR-<br>(V73197)<br>(SPEC BACC30AB6S)<br>(OPT HL97DU6<br>(V92215))<br>(OPT HL97DU6<br>(V56878))<br>-----* | N-S      | 19           |
| R 636       | BACB28AP05-017 |                     | ..BUSHING   | N-S      | 1            |
| R 639       | BACB28AP05-060 |                     | ..BUSHING   | N-S      | 1            |
|             | 642 314T3262-2 |                     | DELETED   |          |              |
| R 642A      | 314T3262-4     |                     | ..LATCH   | N-S      | 1            |
|             | 645 BACR15CE4D |                     | .RIVET-<br>(SIZE DETERMINE ON INST)   |          | 16           |
| R 648       | BACF3T02G5-020 |                     | .FILLER   |          | 8            |
| R 654       | 314T3210-264   |                     | .PLATE-WEAR   |          | 8            |
| -660        | 314T3230-56    |                     | .DOOR INSTL   | A-E      | 1            |
| -663        | 314T3230-57    |                     | .DOOR INSTL   | A-E      | 1            |
| R 666       | 314T3230-52    |                     | ..LONGERON ASSY-<br>(USED ON ITEM 660)<br>ATTACHING PARTS   | A-E      | 1            |

# 71-11-42

 ILLUSTRATED PARTS LIST  
 01.1 Page 1080Z  
 Jul 01/04

 **BOEING**  
COMPONENT  
MAINTENANCE MANUAL

| FIG. & ITEM | PART NO.   | AIRLINE PART NUMBER | NOMENCLATURE<br>1234567   | EFF CODE | QTY PER ASSY |
|-------------|------------|---------------------|---|----------|--------------|
| R 01-667    | HL11VAZ6-6 |                     | ..BOLT-<br>(V60516)<br>(SPEC BACB30NW6K6)<br>(OPT B30NW6K6<br>(V97928))<br>(OPT HL11VAZ6-6<br>(V73197))<br>(OPT HL11VAZ6-6<br>(V92215))<br>(OPT HL11VAZ6-6<br>(V97928))<br>(OPT L803-6K6<br>(V06725))<br>(OPT HL11VAZ6-6<br>(V0PTK6))<br>(OPT HL11VAZ6-6<br>(V56878))<br>(USED ON ITEM 660) | A-E      | 3            |
| R 668       | HL82-6APBW |                     | ..COLLAR-<br>(V5M902)<br>(SPEC BACC30AG6)<br>(OPT HL82-6APBW<br>(V92215))<br>(OPT HL82-6APBW<br>(V56878))<br>(OPT HL82-6APBW<br>(V73197))<br>(USED ON ITEM 660)   | A-E      | 3            |

**71-11-42**

ILLUSTRATED PARTS LIST  
01.1 Page 1081  
Jul 01/04



| FIG. & ITEM | PART NO.   | AIRLINE PART NUMBER | NOMENCLATURE<br>1234567   | EFF CODE | QTY PER ASSY |
|-------------|------------|---------------------|---|----------|--------------|
| R 01-669    | HL11VAZ6-4 |                     | ..BOLT-<br>(V60516)<br>(SPEC BACB30NW6K4)<br>(OPT HL11V6-4<br>(V92215))<br>(OPT HL11V6-4<br>(V97928))<br>(OPT L803-6-4<br>(V06725))<br>(OPT B30NW6K4<br>(V97928))<br>(OPT HL11VAZ6-4<br>(V73197))<br>(OPT HL11VAZ6-4<br>(V92215))<br>(OPT HL11VAZ6-4<br>(V56878))<br>(USED ON ITEM 660) | A-E      | 6            |
| R 672       | HL10VAZ6-4 |                     | ..BOLT-<br>(V60516)<br>(SPEC BACB30MY6K4)<br>(OPT B30MY6K4<br>(V97928))<br>(USED ON ITEM 660)   | A-E      | 4            |
| R 675       | HL79-6     |                     | ..COLLAR-<br>(V5M902)<br>(SPEC BACC30M6)<br>(OPT HL79-6<br>(V73197))<br>(OPT HL79-6<br>(V92215))<br>(OPT 66014-6<br>(V56878))<br>(OPT HL79-6<br>(V56878))<br>(USED ON ITEM 660)           -----*-----   | A-E      | 10           |

# 71-11-42

 ILLUSTRATED PARTS LIST  
 01.1 Page 1082  
 Jul 01/04

**BOEING**  
COMPONENT  
MAINTENANCE MANUAL

| FIG. & ITEM | PART NO.        | AIRLINE PART NUMBER | NOMENCLATURE<br>1234567   | EFF CODE | QTY PER ASSY |
|-------------|-----------------|---------------------|---|----------|--------------|
| 01-         |                 |                     |   |          |              |
| R 678       | BACB28AM04B015A |                     | ...BUSHING  | A-E      | 1            |
| R 681       | 314T3230-60     |                     | ...LONGERON   | A-E      | 1            |
| R 684       | 314T3230-53     |                     | ..LONGERON ASSY-<br>(USED ON ITEM 663)  | A-E      | 1            |
| R 687       | HL11VAZ6-7      |                     | ..BOLT-<br>(V60516)<br>(SPEC BACB30NW6K7)<br>(OPT HL11V6-7<br>(V92215))<br>(OPT HL11V6-7<br>(V97928))<br>(OPT L803-6-7<br>(V06725))<br>(OPT B30NW6K7<br>(V97928))<br>(OPT HL11VAZ6-7<br>(V73197))<br>(OPT HL11VAZ6-7<br>(V92215))<br>(OPT HL11VAZ6-7<br>(V56878))<br>(USED ON ITEM 663) | A-E      | 3            |
| R 690       | HL11VAZ6-4      |                     | ..BOLT-<br>(V60516)<br>(SPEC BACB30NW6K4)<br>(OPT HL11V6-4<br>(V92215))<br>(OPT HL11V6-4<br>(V97928))<br>(OPT L803-6-4<br>(V06725))<br>(OPT B30NW6K4<br>(V97928))<br>(OPT HL11VAZ6-4<br>(V73197))<br>(OPT HL11VAZ6-4<br>(V92215))<br>(OPT HL11VAZ6-4<br>(V56878))<br>(USED ON ITEM 663) | A-E      | 8            |

71-11-42

ILLUSTRATED PARTS LIST  
01.1 Page 1082A  
Jul 01/04

| FIG. & ITEM | PART NO.   | AIRLINE PART NUMBER | NOMENCLATURE<br>1234567   | EFF CODE | QTY PER ASSY |
|-------------|------------|---------------------|---|----------|--------------|
| R 01-693    | HL11VAZ6-6 |                     | ..BOLT-<br>(V60516)<br>(SPEC BACB30NW6K6)<br>(OPT B30NW6K6<br>(V97928))<br>(OPT HL11VAZ6-6<br>(V73197))<br>(OPT HL11VAZ6-6<br>(V92215))<br>(OPT HL11VAZ6-6<br>(V97928))<br>(OPT L803-6K6<br>(V06725))<br>(OPT HL11VAZ6-6<br>(V0PTK6))<br>(OPT HL11VAZ6-6<br>(V56878))<br>(USED ON ITEM 663) | A-E      | 3            |
| R 696       | HL10VAZ6-4 |                     | ..BOLT-<br>(V60516)<br>(SPEC BACB30MY6K4)<br>(OPT B30MY6K4<br>(V97928))<br>(USED ON ITEM 663)   | A-E      | 4            |
| R 699       | HL79-6     |                     | ..COLLAR-<br>(V5M902)<br>(SPEC BACC30M6)<br>(OPT HL79-6<br>(V73197))<br>(OPT HL79-6<br>(V92215))<br>(OPT 66014-6<br>(V56878))<br>(OPT HL79-6<br>(V56878))<br>(USED ON ITEM 663)   | A-E      | 18           |

# 71-11-42

 ILLUSTRATED PARTS LIST  
 01.1 Page 1082B  
 Jul 01/04

**BOEING**  
COMPONENT  
MAINTENANCE MANUAL

| FIG. & ITEM | PART NO.        | AIRLINE PART NUMBER | NOMENCLATURE<br>1234567   | EFF CODE | QTY PER ASSY |
|-------------|-----------------|---------------------|---|----------|--------------|
| 01-702      | BACR15CE6D      |                     | ..RIVET-<br>(USED ON ITEM 663)<br>(SIZE DETERMINE ON INST)<br>-----*-----   | A-E      | 1            |
| R 705       | BACB28AM04B015A |                     | ...BUSHING  | A-E      | 1            |
| R 708       | 314T3230-43     |                     | ...LONGERON   | A-E      | 1            |
| R 711       | 314T3230-54     |                     | ..LONGERON ASSY<br>ATTACHING PARTS  | A-E      | 1            |
| R 714       | HL11VAZ6-7      |                     | ..BOLT-<br>(V60516)<br>(SPEC BACB30NW6K7)<br>(OPT HL11V6-7<br>(V92215))<br>(OPT HL11V6-7<br>(V97928))<br>(OPT L803-6-7<br>(V06725))<br>(OPT B30NW6K7<br>(V97928))<br>(OPT HL11VAZ6-7<br>(V73197))<br>(OPT HL11VAZ6-7<br>(V92215))<br>(OPT HL11VAZ6-7<br>(V56878))     | A-E      | 3            |
| R 717       | HL11VAZ6-6      |                     | ..BOLT-<br>(V60516)<br>(SPEC BACB30NW6K6)<br>(OPT B30NW6K6<br>(V97928))<br>(OPT HL11VAZ6-6<br>(V73197))<br>(OPT HL11VAZ6-6<br>(V92215))<br>(OPT HL11VAZ6-6<br>(V97928))<br>(OPT L803-6K6<br>(V06725))<br>(OPT HL11VAZ6-6<br>(V0PTK6))<br>(OPT HL11VAZ6-6<br>(V56878)) | A-E      | 3            |

71-11-42

ILLUSTRATED PARTS LIST  
01.1 Page 1082C  
Jul 01/04

| FIG. & ITEM | PART NO.   | AIRLINE PART NUMBER | NOMENCLATURE<br>1234567   | EFF CODE | QTY PER ASSY |
|-------------|------------|---------------------|---|----------|--------------|
| R 01-718    | HL11VAZ6-4 |                     | ..BOLT-<br>(V60516)<br>(SPEC BACB30NW6K4)<br>(OPT HL11V6-4<br>(V92215))<br>(OPT HL11V6-4<br>(V97928))<br>(OPT L803-6-4<br>(V06725))<br>(OPT B30NW6K4<br>(V97928))<br>(OPT HL11VAZ6-4<br>(V73197))<br>(OPT HL11VAZ6-4<br>(V92215))<br>(OPT HL11VAZ6-4<br>(V56878)) | A-E      | 8            |
| R 720       | HL10VAZ6-4 |                     | ..BOLT-<br>(V60516)<br>(SPEC BACB30MY6K4)<br>(OPT B30MY6K4<br>(V97928))   | A-E      | 4            |
| R 723       | HL79-6     |                     | ..COLLAR-<br>(V5M902)<br>(SPEC BACC30M6)<br>(OPT HL79-6<br>(V73197))<br>(OPT HL79-6<br>(V92215))<br>(OPT 66014-6<br>(V56878))<br>(OPT HL79-6<br>(V56878))   | A-E      | 15           |

# 71-11-42

 ILLUSTRATED PARTS LIST  
 01.1 Page 1082D  
 Jul 01/04

**BOEING**  
COMPONENT  
MAINTENANCE MANUAL

| FIG. & ITEM | PART NO.        | AIRLINE PART NUMBER | NOMENCLATURE<br>1234567   | EFF CODE | QTY PER ASSY |
|-------------|-----------------|---------------------|---|----------|--------------|
| R 01-724    | HL82-6APBW      |                     | ..COLLAR-<br>(V5M902)<br>(SPEC BACC30AG6)<br>(OPT HL82-6APBW<br>(V92215))<br>(OPT HL82-6APBW<br>(V56878))<br>(OPT HL82-6APBW<br>(V73197))   | A-E      | 3            |
|             | 726             | BACR15CE5D          | ..RIVET-<br>(SIZE DETERMINE ON INST)<br>-----*  | A-E      | 1            |
| R 729       | BACB28AM04B015A |                     | ...BUSHING  | A-E      | 1            |
| R 732       | 314T3230-44     |                     | ...LONGERON   | A-E      | 1            |
| R 735       | 314T3230-24     |                     | ..WASHER  | A-E      | AR           |
| R 738       | MS16562-11      |                     | ..PIN-SPR<br>(LIMITED)  | A-E      | 2            |
|             | -738A           | MS16562-9           | ..PIN-SPR<br>(LIMITED)  | A-E      | 2            |
| R 741       | MS16562-13      |                     | ..PIN-SPR<br>(LIMITED)  | A-E      | 2            |
|             | -741A           | MS16562-10          | ..PIN-SPR<br>(LIMITED)  | A-E      | 2            |
| R 744       | 314T3230-59     |                     | ..DOOR ASSY-<br>(USED ON ITEM 660)  | A-E      | 1            |
| R 747       | 314T3230-58     |                     | ..DOOR ASSY-<br>(USED ON ITEM 663)  | A-E      | 1            |
| R 750       | BACB30LH3-12    |                     | ...BOLT   | A-E      | 2            |
| R 753       | BACB30LH3-14    |                     | ...BOLT   | A-E      | 2            |
| R 756       | AN960C10        |                     | ...WASHER   | A-E      | 4            |
| R 759       | H10-3BAC        |                     | ...NUT-<br>(V15653)<br>(SPEC BACN10JC3)<br>(OPT NS202101-02<br>(V80539))<br>(OPT RMLH9075-3W<br>(V72962))<br>(OPT T6S1032J<br>(V71087))<br>(OPT VN303A02<br>(V92215))<br>(OPT 96-02<br>(V80539))<br>(OPT BRH10A3<br>(V52828)) | A-G      | 4            |

71-11-42

ILLUSTRATED PARTS LIST  
01.1 Page 1082E  
Jul 01/04

| FIG. & ITEM | PART NO.      | AIRLINE PART NUMBER | NOMENCLATURE<br>1234567  | EFF CODE | QTY PER ASSY |
|-------------|---------------|---------------------|--|----------|--------------|
| 01-         |               |                     |  |          |              |
| R 762       | 314T3231-1    |                     | ...FITTING   | A-E      | 2            |
| R 765       | BACS40R09E16F |                     | ...SHIM  | A-E      | 2            |
| R 768       | 314T3230-55   |                     | ...SPACER-HINGE TAPERED  | A-E      | 2            |
| R 771       | BACB30LU06-2  |                     | ...BOLT  | A-E      | 4            |
| R 774       | AN960C6L      |                     | ...WASHER  | A-E      | 4            |
| R 777       | H10-06BAC     |                     | ...NUT-<br>(V15653)<br>(SPEC BACN10JC06)<br>(OPT RMLH9075-62W<br>(V72962))<br>(OPT T6S632J<br>(V11815))<br>(OPT VN303A62<br>(V92215))<br>(OPT 96-62<br>(V80539))<br>(OPT BRH10A62<br>(OPT T6S632J<br>(V11815)) | A-E      | 4            |
| R 780       | 314T3230-8    |                     | ...SPACER-LATCH  | A-E      | 2            |
| R 783       | 43018-102     |                     | ...LATCH-<br>(V29372)<br>(SPEC 60B90300-4)<br>(OPT 43018-101<br>(V29372))<br>(OPT H2620-1<br>(V83014))<br>(OPT H2620-3<br>(V83014))<br>(USED ON ITEM 744)  | A-E      | 2            |

# 71-11-42

**BOEING**  
COMPONENT  
MAINTENANCE MANUAL

| FIG. & ITEM | PART NO.    | AIRLINE PART NUMBER | NOMENCLATURE<br>1234567   | EFF CODE | QTY PER ASSY |
|-------------|-------------|---------------------|---|----------|--------------|
| R 01-786    | 9488-3      |                     | DELETED   |          |              |
| R 786B      | 9488-13     |                     | ...LATCH-<br>(V83014)<br>(SPEC S311T306-2)<br>(OPT H2901-1<br>(V83014))<br>(USED ON ITEM 747)   | A-E      | 2            |
| R 789       | 314T3230-31 |                     | ...TUBE ASSY-<br>(USED ON ITEM 744)<br>ATTACHING PARTS  | A-E      | 1            |
|             | 792         | BACR15CE5KE         | ...RIVET-<br>(SIZE DETERMINE ON INST)<br>(USED ON ITEM 744)<br>-----*   | A-E      | 4            |
|             | 795         | BACB30LH2-9         | DELETED   |          |              |
| R 795A      | BACB30LH2-7 |                     | ...BOLT   | A-E      | 9            |
| R 798       | AN960PD8    |                     | ...WASHER   | A-E      | 9            |
| R 800       | BRH10C08M   |                     | ...NUT-<br>(V52828)<br>(SPEC BACN10JC08CM)<br>(OPT T6C832JM<br>(V11815))<br>(OPT 97E82<br>(V80539))<br>(OPT 109LH9075-82W<br>(V72962))<br>(OPT VN303D82<br>(V92215))<br>(OPT NS202101SE82<br>(V80539))<br>(OPT H01-08BAC<br>(V15653)) | A-E      | 9            |

71-11-42

ILLUSTRATED PARTS LIST  
01.1 Page 1082G  
Jul 01/04



| FIG. & ITEM | PART NO.    | AIRLINE PART NUMBER | NOMENCLATURE<br>1234567   | EFF CODE | QTY PER ASSY |
|-------------|-------------|---------------------|---|----------|--------------|
| 01-         |             |                     |   |          |              |
| R 802       | 314T3230-36 |                     | ...RETAINER   | A-E      | 1            |
| R 804       | 314T3230-10 |                     | ...SEAL   | A-E      | 1            |
| R 806       | 314T3230-9  |                     | ...SPACER   | A-E      | 1            |
| R 808       | 314T3236-1  |                     | ...DOOR-<br>(USED ON ITEM 744)  | A-G      | 1            |
| R 810       | 314T3236-2  |                     | ...DOOR-<br>(OPT ITEM 810A)<br>(USED ON ITEM 747)   | A-E      | 1            |
| R -810A     | 314T3236-3  |                     | ...DOOR-<br>(OPT ITEM 810)<br>(USED ON ITEM 747)  | A-E      | 1            |
| R 812       | BACB30NN3K4 |                     | .BOLT   | A-E      | 7            |
| R 814       | BACB30NU3K4 |                     | .BOLT   | A-E      | 19           |
| R 816       | BACB30NU3K5 |                     | .BOLT   | A-E      | 12           |
| R 818       | AN960PD10   |                     | .WASHER   | A-E      | 31           |
| R 820       | BRH10C3M    |                     | .NUT-<br>(V52828)<br>(SPEC BACN10JC3CM)<br>(OPT T6C1032JM<br>(V11815))<br>(OPT 97E02<br>(V80539))<br>(OPT 109LH9075-3W<br>(V72962))<br>(OPT VN303D02<br>(V92215))<br>(OPT NS202101SE02<br>(V80539))<br>(OPT H01-3BAC<br>(V15653)) | A-E      | 31           |

# 71-11-42

 ILLUSTRATED PARTS LIST  
 01.1 Page 1082H  
 Jul 01/04

**BOEING**  
COMPONENT  
MAINTENANCE MANUAL

| FIG. & ITEM | PART NO.      | AIRLINE PART NUMBER | NOMENCLATURE<br>1234567   | EFF CODE | QTY PER ASSY |
|-------------|---------------|---------------------|---|----------|--------------|
| 01-<br>-822 | 314T3801-3    |                     | .DUCT INSTL-PRECOOLER EXHAUST   | A-E      | 1            |
| -823        | 314T3801-5001 |                     | ..DUCT INSTL-(LIMITED)  | A-E      | 1            |
| -823A       | 314T3801-5003 |                     | ..DUCT INSTL-(LIMITED)  | A-E      | 1            |
| R 824       | BACB30LJ4U4   |                     | ...BOLT   | A-E      | 2            |
| R 826       | AN960C416L    |                     | ...WASHER   | A-E      | 2            |
| R 828       | BRH10C4M      |                     | ...NUT-(V52828)<br>(SPEC BACN10JC4CM)<br>(OPT T6C428JM (V11815))<br>(OPT 97E48 (V80539))<br>(OPT 109LH9075-4W (V72962))<br>(OPT VN303D048 (V92215))<br>(OPT 9NS202101SE048 (VA8053))<br>(OPT H01-4BAC (V15653)) | A-E      | 2            |
| R 830       | 314T3811-3    |                     | ...BRACKET  | A-E      | 1            |
| R 832       | 314T3242-1    |                     | ...RECEPTACLE ASSY-OUTLET (USED ON ITEM 823)  | A-E      | 1            |
| 833         | 314T3242-5    |                     | ...RECEPTACLE ASSY-OUTLET (USED ON ITEM 823A)<br>ATTACHING PARTS  | A-E      | 1            |
| 834         | BACB30LJ4U3   |                     | ...BOLT   | A-E      | 6            |
| 835         | BACB30LJ4U3   |                     | ...BOLT-(USED WITH ITEM 832)  | A-E      | 1            |
| 836         | AN960C416L    |                     | ...WASHER   | A-E      | 6            |

71-11-42

ILLUSTRATED PARTS LIST  
01.1 Page 1082I  
Jul 01/04

| FIG. & ITEM | PART NO.   | AIRLINE PART NUMBER | NOMENCLATURE<br>1234567  | EFF CODE | QTY PER ASSY |
|-------------|------------|---------------------|--|----------|--------------|
| 01-837      | AN960C416L |                     | ...WASHER-<br>(USED WITH ITEM 832)   | A-E      | 1            |
| 838         | BRH10C4M   |                     | ...NUT-<br>(V52828)<br>(SPEC BACN10JC4CM)<br>(OPT T6C428JM<br>(V11815))<br>(OPT 97E48<br>(V80539))<br>(OPT 109LH9075-4W<br>(V72962))<br>(OPT VN303D048<br>(V92215))<br>(OPT 9NS202101SE048<br>(VA8053))<br>(OPT H01-4BAC<br>(V15653))  | A-E      | 6            |
| 839         | BRH10C4M   |                     | ...NUT-<br>(V52828)<br>(SPEC BACN10JC4CM)<br>(OPT T6C428JM<br>(V11815))<br>(OPT 97E48<br>(V80539))<br>(OPT 109LH9075-4W<br>(V72962))<br>(OPT VN303D048<br>(V92215))<br>(OPT 9NS202101SE048<br>(VA8053))<br>(OPT H01-4BAC<br>(V15653))<br>(USED WITH ITEM 832)<br>-----*----- | A-E      | 1            |

71-11-42

**BOEING**  
COMPONENT  
MAINTENANCE MANUAL

| FIG. & ITEM | PART NO.    | AIRLINE PART NUMBER | NOMENCLATURE<br>1234567   | EFF CODE | QTY PER ASSY |
|-------------|-------------|---------------------|---|----------|--------------|
| R 01-840    | 314T3803-7  |                     | ...NOZZLE ASSY<br>ATTACHING PARTS   | A-E      | 1            |
| 842         | NAS6704HU2  |                     | ...BOLT   | A-E      | 6            |
| 844         | AN960C416L  |                     | ...WASHER<br>-----*-----  | A-E      | AR           |
| 846         | MS20615-4M4 |                     | ....RIVET   | A-E      | 12           |
| 848         | 314T3804-1  |                     | ....LUG-ATTACHMENT  | A-E      | 6            |
| 850         | 314T3234-21 |                     | ...DUCT ASSY-<br>(OPT ITEM 850A)<br>(USED ON ITEM 823)  | A-E      | 1            |
| -850A       | 314T3234-1  |                     | ...DUCT ASSY-<br>(OPT ITEM 850)<br>(USED ON ITEM 823)   | A-E      | 1            |
| -850B       | 314T3234-29 |                     | ...DUCT ASSY-<br>(OPT ITEM 850C)<br>(USED ON ITEM 823A)   | A-E      | 1            |
| -850C       | 314T3234-27 |                     | ...DUCT ASSY-<br>(OPT ITEM 850B)<br>(USED ON ITEM 823A)   | A-E      | 1            |
| 852         | MS20427M3   |                     | ....RIVET-<br>(SIZE DETERMINE ON INST)  | A-E      | 14           |
| R 854       | BRF200C3    |                     | ...NUTPLATE-<br>(V52828)<br>(SPEC BACN10JR3CF)<br>(OPT F5031-3BAC<br>(V15653))<br>(OPT NS103203S02<br>(V80539))<br>(OPT T8093C1032<br>(V11815))<br>(OPT VN152B1-02<br>(V92215))<br>(OPT 101F9201-3<br>(V72962)) | A-E      | 7            |

71-11-42

| FIG. & ITEM | PART NO.    | AIRLINE PART NUMBER | NOMENCLATURE<br>1234567  | EFF CODE | QTY PER ASSY |
|-------------|-------------|---------------------|--|----------|--------------|
| R 01-856    | 314T3237-8  |                     | . DUCT ASSY-OIL BREATHER ATTACHING PARTS   | N-S      | 1            |
| R 858       | HL11VAZ6-4  |                     | . BOLT-<br>(V60516)<br>(SPEC BACB30NW6K4)<br>(OPT HL11V6-4 (V92215))<br>(OPT HL11V6-4 (V97928))<br>(OPT L803-6-4 (V06725))<br>(OPT B30NW6K4 (V97928))<br>(OPT HL11VAZ6-4 (V73197))<br>(OPT HL11VAZ6-4 (V92215))<br>(OPT HL11VAZ6-4 (V56878)) | N-S      | 14           |
| R 860       | HL82-6APBW  |                     | . COLLAR-<br>(V5M902)<br>(SPEC BACC30AG6)<br>(OPT HL82-6APBW (V92215))<br>(OPT HL82-6APBW (V56878))<br>(OPT HL82-6APBW (V73197))   | N-S      | 14           |
| 862         | BACR15CE5KE |                     | . RIVET-<br>(SIZE DETERMINE ON INST)   | N-S      | 12           |
| 864         | 314T3210-46 |                     | . FILLER<br>-----*   | N-S      | 1            |
| R 866       | BACB30LH3-2 |                     | .. SCREW   | N-S      | 4            |
| R 868       | AN960C10L   |                     | .. WASHER  | N-S      | 4            |

# 71-11-42

 ILLUSTRATED PARTS LIST  
 01.1 Page 1082L  
 Jul 01/04

**BOEING**  
COMPONENT  
MAINTENANCE MANUAL

| FIG. & ITEM | PART NO.    | AIRLINE PART NUMBER | NOMENCLATURE<br>1234567  | EFF CODE | QTY PER ASSY |
|-------------|-------------|---------------------|--|----------|--------------|
| R 01-870    | H10-3BAC    |                     | ..NUT-<br>(V15653)<br>(SPEC BACN10JC3)<br>(OPT NS202101-02<br>(V80539))<br>(OPT RMLH9075-3W<br>(V72962))<br>(OPT T6S1032J<br>(V71087))<br>(OPT VN303A02<br>(V92215))<br>(OPT 96-02<br>(V80539))<br>(OPT BRH10A3<br>(V52828)) | N-S      | 4            |
| R 872       | S15936      |                     | ..SEAL-<br>(V75345)<br>(SPEC 60B90142-1)<br>(OPT ITEM 872A)  | N-S      | 1            |
| -872A       | 83C10035    |                     | ..SEAL-<br>(V60980)<br>(SPEC 60B90142-2)<br>(OPT ITEM 872)   | N-S      | 1            |
| R 874       | 314T3237-9  |                     | ..DUCT ASSY  | N-S      | 1            |
| -876        | 314T3256-1  |                     | .I FRAME INSTL   | A-E      | 1            |
| -878        | 314T3256-2  |                     | .I FRAME INSTL   | N-S      | 1            |
| R 880       | BACB30LL3-5 |                     | ..BOLT-<br>(USED ON ITEM 878)  | N-S      | 2            |
| 882         | NAS12003    |                     | ..RIVET-<br>(SIZE DETERMINE ON INST)<br>(USED ON ITEM 878)   | N-S      | 4            |
| R 884       | F1967-01-3  |                     | ..NUTPLATE-<br>(V15653)<br>(SPEC BACN10JT3CM)<br>(OPT F1967-01-3<br>(V15653))<br>(USED ON ITEM 878)  | N-S      | 2            |

71-11-42

| FIG. & ITEM | PART NO. | AIRLINE PART NUMBER | NOMENCLATURE<br>1234567   | EFF CODE | QTY PER ASSY |
|-------------|----------|---------------------|---|----------|--------------|
| R 01-886    | HL41-6-5 |                     | ..BOLT-<br>(V60516)<br>(SPEC BACB30FN6A5U)<br>(OPT HL41-6-5<br>(V73197))<br>(OPT HL41-6-5<br>(V92215))<br>(OPT HL41-6-5<br>(V97928))<br>(OPT 67068-6A5U<br>(V56878))<br>(OPT HL41-6-5<br>(V80539))<br>(OPT WC376-5<br>(V60516))<br>(OPT HL41-6-5<br>(V60516))<br>(OPT HL41-6-5<br>(V08524))<br>(OPT HL41-6-5<br>(V56878))<br>(USED ON ITEM 878) | N-S      | 4            |
| R 888       | HL97DU6  |                     | ..COLLAR-<br>(V73197)<br>(SPEC BACC30AB6S)<br>(OPT HL97DU6<br>(V92215))<br>(OPT HL97DU6<br>(V56878))<br>(USED ON ITEM 878)  | N-S      | 4            |

# 71-11-42

 ILLUSTRATED PARTS LIST  
 01.1 Page 1082N  
 Jul 01/04

**BOEING**  
COMPONENT  
MAINTENANCE MANUAL

| FIG. & ITEM | PART NO.          | AIRLINE PART NUMBER | NOMENCLATURE<br>1234567   | EFF CODE | QTY PER ASSY |
|-------------|-------------------|---------------------|---|----------|--------------|
| R 01-890    | 314T3256-7        |                     | ..STRIP-RTNR<br>(USED ON ITEM 878)  | N-S      | 1            |
| R 892       | 314T3256-8        |                     | ..STRIP-RTNR<br>(USED ON ITEM 878)  | N-S      | 1            |
|             | 894 BACB30FN6A4NU |                     | DELETED   |          |              |
|             | 896 AN960C10      |                     | DELETED   |          |              |
|             | 898 BACN10JC3BAC  |                     | DELETED   |          |              |
| R 900       | HL41PY6-4         |                     | ..BOLT-<br>(V97928)<br>(SPEC BACB30FN6A4NU)<br>(OPT HL41PY6-4<br>(V92215))<br>(OPT HL41PY6-4<br>(V56878))<br>(OPT HL41PY6-4<br>(V08524))<br>(OPT HL19-6A4N<br>(V06725))<br>(OPT L839-6A4N<br>(V06725))<br>(OPT HL41PY6-4<br>(V73197)) |          | 20           |
| R 902       | AN960C10          |                     | ..WASHER  |          | 20           |
| R 904       | BACN10JC3BAC      |                     | ..NUT   |          | 20           |
| R 906       | 314T3256-5        |                     | ..STRIP-RUB   | A-E      | 1            |
| R 908       | 314T3256-6        |                     | ..STRIP-RUB   | N-S      | 1            |
| R 910       | 314T3256-3        |                     | ..I FRAME   | A-E      | 1            |
| R 912       | 314T3256-4        |                     | ..I FRAME   | N-S      | 1            |
| R 914       | BACB30LL3-5       |                     | .BOLT   | A-E      | 2            |
|             | 916 NAS12003      |                     | .RIVET-<br>(SIZE DETERMINE ON INST)   | A-E      | 4            |
| R 918       | F1967-01-3        |                     | .NUTPLATE-<br>(V15653)<br>(SPEC BACN10JT3CM)<br>(OPT F1967-01-3<br>(V15653))  | A-E      | 2            |

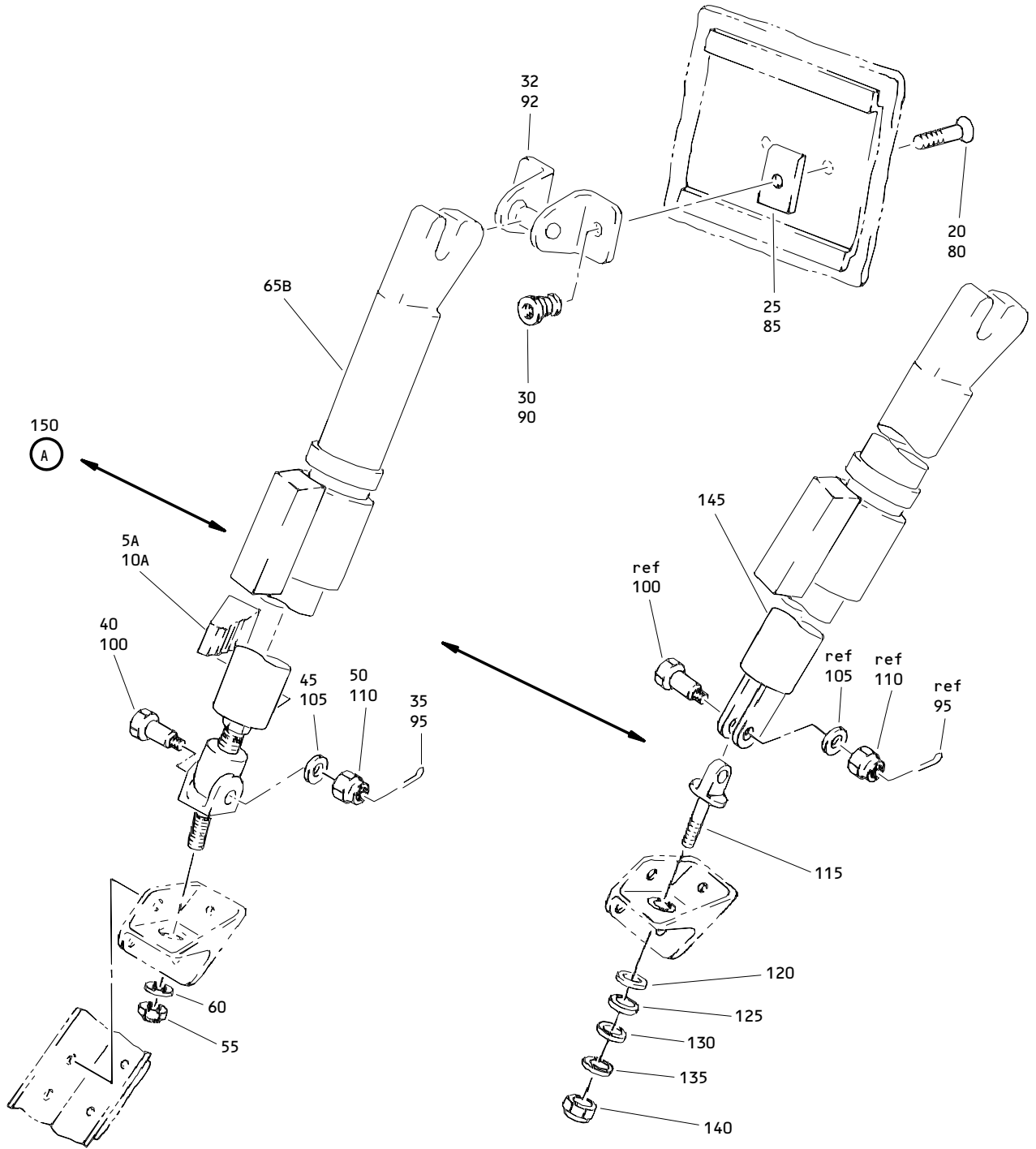
71-11-42



| FIG. & ITEM | PART NO.     | AIRLINE PART NUMBER | NOMENCLATURE<br>1234567  | EFF CODE | QTY PER ASSY |
|-------------|--------------|---------------------|--|----------|--------------|
| R 01-920    | HL41-6-5     |                     | .BOLT-<br>(V60516)<br>(SPEC BACB30FN6A5U)<br>(OPT HL41-6-5<br>(V73197))<br>(OPT HL41-6-5<br>(V92215))<br>(OPT HL41-6-5<br>(V97928))<br>(OPT 67068-6A5U<br>(V56878))<br>(OPT HL41-6-5<br>(V80539))<br>(OPT WC376-5<br>(V60516))<br>(OPT HL41-6-5<br>(V60516))<br>(OPT HL41-6-5<br>(V08524))<br>(OPT HL41-6-5<br>(V56878)) | A-E      | 4            |
| R 922       | HL97DU6      |                     | .COLLAR-<br>(V73197)<br>(SPEC BACC30AB6S)<br>(OPT HL97DU6<br>(V92215))<br>(OPT HL97DU6<br>(V56878))  | A-E      | 4            |
| R 924       | 314T3250-113 |                     | .STRIP-RTNR  | A-E      | 1            |
| R 926       | 314T3250-114 |                     | .STRIP-RTNR  | A-E      | 1            |
| R 928       | BACR15BA3AD  |                     | .RIVET-<br>(SIZE DETERMINE ON INST)  |          | 8            |
| R 930       | BAC27TTR0041 |                     | .MARKER-ALUMINUM FOIL  |          | 1            |
| R 932       | MS27253-2    |                     | .PLATE   |          | 1            |

- Item Not Illustrated

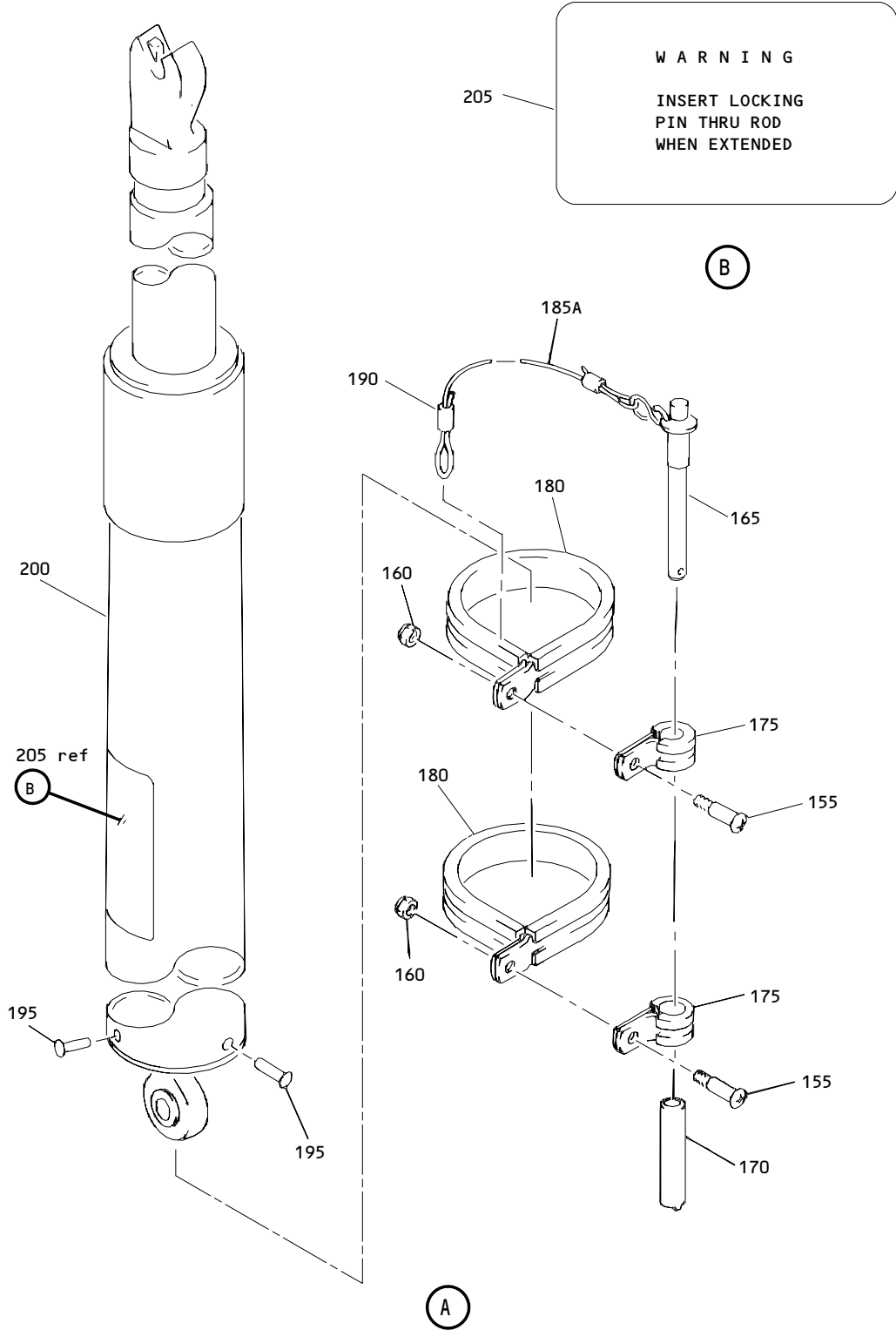
# 71-11-42



Core Cowl Hold Open Rod Installation  
Figure 2 (Sheet 1)

**71-11-42**

ILLUSTRATED PARTS LIST  
01.1 Page 1082Q  
Jul 01/04



Core Cowl Hold Open Rod Installation  
 Figure 2 (Sheet 2)

**71-11-42**

ILLUSTRATED PARTS LIST  
 01.1 Page 1082R  
 Jul 01/04



**BOEING**  
COMPONENT  
MAINTENANCE MANUAL

| FIG. & ITEM | PART NO.      | AIRLINE PART NUMBER | NOMENCLATURE<br>1234567   | EFF CODE            | QTY PER ASSY |
|-------------|---------------|---------------------|---|---------------------|--------------|
| R 02-1      | 314T3212-7    |                     | ROD INSTL-CORE COWL HOLD OPEN   |                     | RF           |
| R -1A       | 314T3212-9    |                     | ROD INSTL-CORE COWL HOLD OPEN   | B,C,E               | RF           |
| R -1B       | 314T3212-10   |                     | ROD INSTL-CORE COWL HOLD OPEN   | P,Q,S               | RF           |
| R 5         | 314T3247-1    |                     | DELETED   |                     |              |
| R 5A        | 314T3247-5    |                     | .BUMPER-RH<br>(USED ON ITEM 1B)   | P,Q,S               | 1            |
| R 10        | 314T3247-2    |                     | DELETED   |                     |              |
| R 10A       | 314T3247-6    |                     | .BUMPER-LH<br>(USED ON ITEM 1A)   | B,C,E               | 1            |
| -15         | 314T3212-7001 |                     | DELETED   |                     |              |
| -15A        | 314T3212-5003 |                     | .COLLECTOR-COMMON PART<br>(USED ON ITEMS 1A, 1B)  | B,C,E<br>,P,Q,<br>S | 1            |
| -15B        | 314T3212-5004 |                     | .COLLECTOR-COMMON PART<br>(USED ON ITEMS 1A, 1B)  | B,C,E<br>,P,Q,<br>S | 1            |
| R -15C      | 314T3212-5005 |                     | .COLLECTOR-COMMON PART<br>(USED ON ITEMS 1A, 1B)  | B,C,E<br>,P,Q,<br>S | 1            |
| R 20        | HL11VAZ8-6    |                     | ..BOLT-<br>(V60516)<br>(SPEC BACB30NW8K6)<br>(OPT B30NW8K6<br>(V97928))<br>(OPT HL11VAZ8-6<br>(V73197))<br>(OPT HL11VAZ8-6<br>(V92215))<br>(OPT HL11VAZ8-6<br>(V97928))<br>(OPT L803-8K6<br>(V06725))<br>(OPT HL11VAZ8-6<br>(V0PTK6))<br>(OPT HL11VAZ8-6<br>(V56878)) | B,C,E<br>,P,Q,<br>S | 2            |

71-11-42

| FIG. & ITEM | PART NO.       | AIRLINE PART NUMBER | NOMENCLATURE<br>1234567   | EFF CODE            | QTY PER ASSY |
|-------------|----------------|---------------------|---|---------------------|--------------|
| R 02-25     | 315T3605-4     |                     | ..FILLER-RADIUS<br>(MFD FROM SHEET AL<br>2024-T3 QQ-A-25/4<br>F-18.13 0.125 IN. 0.70<br>IN. 1.20 IN.)                               | B,C,E<br>,P,Q,<br>S | 2            |
| R 30        | HL97DU8        |                     | ..COLLAR-<br>(V73197)<br>(SPEC BACC30AB8S)<br>(OPT HL97DU8<br>(V92215))<br>(OPT HL97DU8<br>(V56878))                                | B,C,E<br>,P,Q,<br>S | 2            |
| R 32        | RC1108         |                     | ..RECEIVER-<br>(V08844)<br>(SPEC S314T220-3)  | B,C,E<br>,P,Q,<br>S | 2            |
| R 35        | MS24665-151    |                     | ..PIN-COTTER  | B,C,E<br>,P,Q,<br>S | 1            |
| R 40        | BACB30PU4D11   |                     | ..BOLT  | B,C,E<br>,P,Q,<br>S | 1            |
| R 45        | AN960-416      |                     | ..WASHER  | B,C,E<br>,P,Q,<br>S | 1            |
| R 50        | BACN10JD103ASU |                     | ..NUT   | B,C,E<br>,P,Q,<br>S | 1            |
| R 55        | BRH10C6M       |                     | ..NUT-<br>(V52828)<br>(SPEC BACN10JC6CM)<br>(OPT 97E064<br>(V80539))<br>(OPT 102LH9075-6<br>(V72962))<br>(OPT H01-6BAC<br>(V15653)) | B,C,E<br>,P,Q,<br>S | 1            |

# 71-11-42

 **BOEING**  
COMPONENT  
MAINTENANCE MANUAL

| FIG. & ITEM | PART NO.      | AIRLINE PART NUMBER | NOMENCLATURE<br>1234567  | EFF CODE            | QTY PER ASSY |
|-------------|---------------|---------------------|--|---------------------|--------------|
| R 02-60     | AN960KD616    |                     | ..WASHER   | B,C,E<br>,P,Q,<br>S | 1            |
| 65          | S314T220-13   |                     | DELETED  |                     |              |
| 65A         | S314T220-14   |                     | DELETED  |                     |              |
| 65B         | A6201-2       |                     | ..ROD ASSY-<br>(V08844)<br>(SPEC S314T220-14)<br>(USED ON ITEM 15A)  | B,C,E<br>,P,Q,<br>S | 1            |
| -65C        | A6201-3       |                     | ..ROD ASSY-<br>(V08844)<br>(SPEC S314T220-17)<br>(USED ON ITEM 15B)  | B,C,E<br>,P,Q,<br>S | 1            |
| -65D        | ST109-14      |                     | DELETED  |                     |              |
| -65E        | S314T220-18   |                     | DELETED  |                     |              |
| -65F        | S314T220-18   |                     | DELETED  |                     |              |
| R -65G      | A6201-32      |                     | ..ROD ASSY-<br>(V08844)<br>(SPEC S314T220-18)<br>(USED ON ITEM 15A)  | B,C,E<br>,P,Q,<br>S | 1            |
| R -65H      | A6201-32      |                     | ..ROD ASSY-<br>(V08844)<br>(SPEC S314T220-18)<br>(USED ON ITEM 15C)  | B,C,E<br>,P,Q,<br>S | 1            |
| R -75       | 314T3212-5001 |                     | .COLLECTOR-LIMITED PART<br>(LIMITED)<br>(USED ON ITEM 1)             |                     | 1            |
| R -75A      | 314T3212-5002 |                     | .COLLECTOR-LIMITED PART<br>(REWORK)<br>(LIMITED)<br>(USED ON ITEM 1) |                     | 1            |

71-11-42

ILLUSTRATED PARTS LIST  
01.1 Page 1082U  
Jul 01/04

| FIG. & ITEM | PART NO.       | AIRLINE PART NUMBER | NOMENCLATURE<br>1234567   | EFF CODE | QTY PER ASSY |
|-------------|----------------|---------------------|---|----------|--------------|
| R 02-80     | HL11VAZ8-6     |                     | ..BOLT-<br>(V60516)<br>(SPEC BACB30NW8K6)<br>(OPT B30NW8K6<br>(V97928))<br>(OPT HL11VAZ8-6<br>(V73197))<br>(OPT HL11VAZ8-6<br>(V92215))<br>(OPT HL11VAZ8-6<br>(V97928))<br>(OPT L803-8K6<br>(V06725))<br>(OPT HL11VAZ8-6<br>(V0PTK6))<br>(OPT HL11VAZ8-6<br>(V56878)) |          | 2            |
| R 85        | 315T3605-4     |                     | ..FILLER-RADIUS<br>(MFD FROM SHEET AL<br>2024-T3 QQ-A-25/4<br>F-18.13 0.125 IN. 0.70<br>IN. 1.20 IN.)   |          | 2            |
| R 90        | HL97DU8        |                     | ..COLLAR-<br>(V73197)<br>(SPEC BACC30AB8S)<br>(OPT HL97DU8<br>(V92215))<br>(OPT HL97DU8<br>(V56878))  |          | 2            |
| R 92        | RC1108         |                     | ..RECEIVER-<br>(V08844)<br>(SPEC S314T220-3)  |          | 2            |
| R 95        | MS24665-151    |                     | ..PIN-COTTER  |          | 1            |
| R 100       | BACB30PU4D11   |                     | ..BOLT  |          | 1            |
| R 105       | AN960-416      |                     | ..WASHER  |          | 1            |
| R 110       | BACN10JD103ASU |                     | ..NUT   |          | 1            |
| R 115       | 314T3812-4     |                     | ..EYEBOLT   |          | 1            |
| R 120       | AN960XC416L    |                     | ..WASHER  |          | 1            |
| R 125       | B0625-022S     |                     | ..WASHER-<br>(V83553)   |          | 1            |

# 71-11-42

 ILLUSTRATED PARTS LIST  
 01.1 Page 1082V  
 Jul 01/04

**BOEING**  
COMPONENT  
MAINTENANCE MANUAL

| FIG. & ITEM | PART NO.    | AIRLINE PART NUMBER | NOMENCLATURE<br>1234567  | EFF CODE | QTY PER ASSY |
|-------------|-------------|---------------------|--|----------|--------------|
| R 02-130    | MS27183-12  |                     | ..WASHER   |          | 1            |
| R 135       | AN960KD516L |                     | ..WASHER   |          | 1            |
| R 140       | BRH10C4M    |                     | ..NUT-<br>(V52828)<br>(SPEC BACN10JC4CM)<br>(OPT T6C428JM<br>(V11815))<br>(OPT 97E48<br>(V80539))<br>(OPT 109LH9075-4W<br>(V72962))<br>(OPT VN303D048<br>(V92215))<br>(OPT 9NS202101SE048<br>(VA8053))<br>(OPT H01-4BAC<br>(V15653)) |          | 1            |
| R 145       | A2739-5     |                     | ..ROD ASSY-<br>(V08844)<br>(SPEC S314T220-6)<br>(USED ON ITEM 75A)<br>(PRE SB 767-71A0015)   |          | 1            |
| R 150       | 315T3159-2  |                     | ..ROD ASSY-HOLD OPEN<br>(REWORK)<br>(USED ON ITEM 75)<br>(POST SB 767-71A0015)   |          | 1            |
| R 155       | BACB30NT3K2 |                     | ...BOLT  |          | 2            |
| R 160       | BRH10C3D    |                     | ...NUT-<br>(V52828)<br>(SPEC BACN10JC3CD)<br>(OPT T6C1032JCD<br>(V11815))<br>(OPT NS202486-02<br>(V80539))<br>(OPT 102LH9075-3W<br>(V72962))<br>(OPT H51650-3BAC<br>(V15653))  |          | 2            |

71-11-42

ILLUSTRATED PARTS LIST  
01.1 Page 1082W  
Jul 01/04



| FIG. & ITEM | PART NO.      | AIRLINE PART NUMBER | NOMENCLATURE<br>1234567   | EFF CODE | QTY PER ASSY |
|-------------|---------------|---------------------|---|----------|--------------|
| R 02-165    | BLC4BC18S     |                     | ...PIN-BALL LOCK<br>(V84256)<br>(OPT ITEMS 165A, 165B)  |          | 1            |
| R -165A     | CL4BLPB1-8S   |                     | ...PIN-BALL LOCK<br>(V99862)<br>(OPT ITEMS 165, 165B)   |          | 1            |
| -165B       | MS17984C418   |                     | ...PIN-BALL LOCK<br>(OPT ITEMS 165, 165A)   |          | 1            |
| R 170       | 315T3159-3    |                     | ...RETAINER-PIN<br>(MFD FROM CRES TUBE<br>F17.09 MIL-T-6845 5/8<br>IN. OD X 30.28 IN. X<br>1.79 IN. LG) |          | 1            |
| R 175       | MS21919WCJ5   |                     | ...CLAMP  |          | 2            |
| R 180       | MS21919WCJ18  |                     | ...CLAMP  |          | 2            |
| 185         | BACC13Y350    |                     | DELETED   |          |              |
| R 185A      | CL100-3B50    |                     | ...CABLE ASSY-<br>(V99862)<br>(SPEC BACC13Y3B50)  |          | 1            |
| R 190       | CL4F          |                     | ...FERRULE-<br>(V99862)<br>(SPEC BACF22U2)<br>(OPT 325167<br>(V00779))                                  |          | 1            |
| R 195       | MS20470AD4-20 |                     | ...RIVET  |          | 2            |
| R 200       | A2739-5       |                     | ...ROD ASSY-<br>(V08844)<br>(SPEC S314T220-6)   |          | 1            |
| R 205       | BAC27TTR0043  |                     | ...MARKER-ALUMINUM FOIL   |          | 1            |

- Item Not Illustrated

# 71-11-42

 ILLUSTRATED PARTS LIST  
 01.1 Page 1082X  
 Jul 01/04